



FRANCHISE OF THE YEAR
2018 2021 2022 2024

SANTA CRUZ WARRIORS

MEDIA GUIDE

2024-25 SEASON

Instagram Twitter @GLEAGUEWARRIORS
Facebook YouTube @SANTACRUZWARRIORS



G LEAGUE AFFILIATE OF THE
GOLDEN STATE WARRIORS

TABLE OF CONTENTS

2024-2025 Warriors Schedule.....	3
Santa Cruz Warriors History.....	4
Kaiser Permanente Arena History.....	5

Basketball Operations & Front Office

Joe Lacob.....	7
Peter Guber.....	8
Brandon Schneider & Chris Murphy.....	9
David Kao & Amanda Furtado.....	10
Basketball Operations Staff.....	12-15
Front Office Staff.....	17-18
Sea Dubs in the Community.....	19
Franchise of the Year.....	20

2024-2025 Santa Cruz Warriors Roster

Roster.....	22
Players.....	23-29

2023-2024 Season Recap

Team Records and Season Award.....	31-32
Warriors Playoff Overview.....	33
Regular Season Player Statistics.....	34
Winter Showcase Player Statistics.....	35
Warriors Record & Player Statistics Breakdown.....	36
Team Highs, Lows, & Lasts.....	37
Game-by-Game Statistics.....	38-41

Santa Cruz Warriors Franchise History

All-Time Roster.....	43-45
All-Time College Roster.....	46-47
Season-by-Season Statistical Leaders.....	48
Franchise Statistical Highs.....	49
All-Time Franchise Leaders & Transaction History.....	50
All-Time Series Matchup History.....	51
All-Time Staff Call-Ups.....	52
Warriors Postseason History.....	53
Year-by-Year Team Statistics.....	54-64

NBA G League Information

NBA G League Tip-Off Tournament Pods and Conferences.....	66
NBA G League Directory.....	67-68
NBA G League Key Dates.....	69

The Santa Cruz Warriors 2024-2025 Media Guide, produced by the Warriors Public Relations Department, was written and edited by Andrew Winfield with assistance from Amanda Furtado, Jay Rojas, Coco So, and John Showghi. Graphics and cover by Aaron Cheung, Caitlin Guzman, and Rachel Wong. Images provided by Mike Rasay, Noah Graham, and NBA Photos/Getty Images.



HOME AWAY SHOWCASE CHASE CENTER

NBC SPORTS BAY AREA + NBC SPORTS BAY AREA PLUS
*ALL TIMES ARE IN PACIFIC STANDARD

- AUS Austin Spurs
- BHM Birmingham Squadron
- GRG Grand Rapid Gold
- IWA Iowa Wolves
- MHU Memphis Hustle
- MXC Mexico City Capitanes
- OKL Oklahoma City Blue
- OSC Osceola Magic
- RCR Rip City Remix
- RGV Rio Grande Vipers
- SDC San Diego Clippers
- SLC Salt Lake City Stars
- SXF Sioux Falls Skyforce
- SBL South Bay Lakers
- STO Stockton Kings
- TEX Texas Legends
- VAL Valley Suns
- WIS Wisconsin Herd

NOVEMBER 2024

SUN	MON	TUE	WED	THU	FRI	SAT
					1	2
3	4	5	6	7	8 VAL 7:00PM	9 VAL 7:00PM
10	11	12	13	14	15 SBL 7:00PM	16
17	18	19	20 STO 7:00PM	21	22 SLC 6:00PM	23 SLC 6:00PM
24	25	26	27	28	29 SLC 7:00PM	30 SBL 7:00PM

DECEMBER 2024

SUN	MON	TUE	WED	THU	FRI	SAT
1	2	3	4	5 VAL 6:00PM	6	7 RCR 3:00PM
8	9 RCR 6:30PM	10	11 STO 7:00PM	12	13	14 SDC 7:00PM
15 SDC 5:00PM	16	17	18	19 NBA G LEAGUE WINTER SHOWCASE	20	21
22	23	24	25	26	27 RGV 5:00PM	28 RGV 5:00PM
29	30	31				

JANUARY 2025

SUN	MON	TUE	WED	THU	FRI	SAT
			1	2	3 SXF 5:00PM	4 IWA 4:30PM
5	6	7 IWA 4:30PM	8	9	10	11
12 VAL 2:00PM	13 VAL 6:00PM	14	15	16	17 MXC 7:00PM	18
19	20 STO 2:00PM	21	22 SDC 7:00PM	23	24 SLC 7:00PM	25 SLC 7:00PM
26	27	28	29 SDC 7:00PM	30	31	

FEBRUARY 2025

SUN	MON	TUE	WED	THU	FRI	SAT
						1 GRG 7:00PM
2	3	4 SXF 4:30PM	5	6	7 AUS 7:00PM	8 AUS 7:00PM
9	10	11	12	13 STO 7:00PM	14 NBA ALL-STAR WEEKEND (SAN FRANCISCO)	15
16	17	18	19	20	21 OKL 7:00PM	22 OKL 7:00PM
23	24	25	26	27	28 MHU 7:00PM	

MARCH 2025

SUN	MON	TUE	WED	THU	FRI	SAT
						1 MHU 7:00PM
2	3	4	5 WIS 7:00PM	6	7 WIS 7:00PM	8
9 MXC 12:30PM	10	11	12 OSC 4:00PM	13	14 BHM 5:00PM	
16 BHM 1:00PM	17	18 TEX 5:00PM	19	20 TEX 5:00PM	21	22
23	24 SBL 7:00PM	25 SBL 7:00PM	26	27	28 RCR 7:00PM	29 RCR 7:00PM
30	31					

SANTA CRUZ WARRIORS

On December 23, 2012, the Warriors tipped off the first professional basketball game in Santa Cruz history with a 93-88 victory against the Bakersfield Jam in front of a sellout crowd at Kaiser Permanente Arena. The game was a culmination of months of hard work and collaboration with the City of Santa Cruz — a partnership that began with the team’s move from Bismarck, North Dakota at the end of the 2011-2012 season. With one NBA G League Championship (known then as the NBA Developmental League, or D-League) in 2014-2015, three Finals appearances, and the most passionate fans in the league, the Warriors enter their 13th season proud to represent the Santa Cruz community on and off the court.



On June 27, 2011, new Golden State Warriors owners Joe Lacob and Peter Guber acquired the Dakota Wizards with the intention of moving the team from Bismarck to Santa Cruz, California. The move was described as a critical step for the Warriors, and upon completing the acquisition, Lacob rebranded the team to the Santa Cruz Warriors and began to shape the franchise into a full-service minor league development system for the Warriors organization. The Santa Cruz Warriors are strategically located only 70 miles south of the Golden State headquarters, allowing the team to serve as a training ground for the Warriors organization to develop on- and off-court talent while simultaneously creating their own unique identity and building their own legacy in the local community.

Known colloquially to fans as the “Sea Dubs,” the Santa Cruz Warriors are fortunate to call Santa Cruz — a vibrant seaside community with a deep-rooted passion for basketball — their home. Through the team’s community outreach initiatives, the Warriors partner with local schools and nonprofits to foster authentic relationships and build genuine connections with community members that, over time, become committed lifelong fans. Kaiser Permanente Arena, a 2,476-seat arena in downtown Santa Cruz, is the home of the Santa Cruz Warriors.



THE LOGO



THE UNIFORM





OWNERSHIP & EXECUTIVE STAFF



JOE LACOB

Co-Executive Chairman & CEO, Golden State Warriors

In his role as co-executive chairman & CEO, Joe Lacob is the managing member of the Golden State Warriors' ownership group. Entering his 15th year in this capacity, he serves on the NBA Board of Governors and is a member of the league's Planning Committee and Labor Committee.

Under Lacob's guidance, the Warriors have achieved numerous milestones, established many NBA records, and enjoyed one of the most successful decades in the history of the sport. The Warriors made six NBA Final appearances and won four NBA championships (2015, 2017, 2018, 2022) in an eight-year span, joining the Boston Celtics, Chicago Bulls, and Los Angeles Lakers as the only teams to accomplish this feat. With five consecutive Finals appearances from 2015-19, the Warriors joined the Celtics of the 1950s and 1960s as the only teams ever to do so. The Warriors matched the Celtics for the best-ever record over a six-season span in league history (373-119, .758) and, with three titles in four years, joined the Celtics, Bulls, and Lakers as the only NBA franchises to win three championships in four seasons. Overall, the Warriors have advanced to the NBA Finals in six of Lacob's 14 seasons.

In Lacob's fifth season as Owner in 2014-2015, the Warriors ended a 40-year championship drought (dating back to 1975) and followed that title-winning campaign by posting the best single-season record in NBA history in 2015-16 (73-9). From 2012-2013 to 2018-2019, the Warriors made seven consecutive playoff appearances, the longest postseason streak in franchise history. In fact, prior to those seven seasons, the club had only made the playoffs once in the previous 18 years.

The franchise's success in recent years has also extended to the business side. In December of 2019, the Warriors were named professional sports' "Franchise of the Decade" by the Sports Business Journal (SBJ), an award that encompasses all 123 teams in the NBA, NFL, MLB, and NHL. The award-winning sports business publication also bestowed "Sports Team of the Year" honors to the Warriors in 2014 and 2016 in recognition of the organization's innovative and successful business practices. This marked the first time that any professional team had won this prestigious award more than once (the organization was also a finalist for the award in 2017 and 2018).

Additionally, under Lacob's leadership, the Warriors were named the winner of the Entrepreneurial Company of the Year (ENCORE) Award in 2016 by the Stanford University Graduate School of Business, recognizing the organization's entrepreneurial spirit in redefining sports management, pioneering the use of sports analytics in the NBA, and adopting new technologies that have transformed the fan experience. The Warriors became the first sports organization to win the ENCORE Award, which has been presented annually since 1982 and recognizes companies from around the world, including such recent winners as Google (2004), Apple (2005), and Amazon (2010). In addition to the Warriors' organization-wide honors, Lacob was named the 2016 recipient of the Sports Executive of the Year award by Sports Business Journal. He was also named one of the Bay Area's Most Admired CEOs by the San Francisco Business Times in November of 2015.

Since making a then-record-setting \$450-million bid to purchase his hometown NBA club and assuming control of the team on November 12, 2010, Lacob has been the driving force behind many of the creative changes that have transpired with the organization, including several major announcements, prominent personnel additions, and an emphasis on transparency. Additionally, since its inception in 2012, the revamped Warriors Community Foundation has awarded over \$43 million in impact to the Bay Area, including \$23.8 million in yearly educational grants to various Bay Area organizations.

In October 2015, the Warriors completed the purchase of 12 acres of land in San Francisco's Mission Bay neighborhood and, in January 2017, broke ground on Chase Center, the team's 100% privately-financed, state-of-the-art sports and entertainment venue. Less than three years later, Chase Center celebrated its ribbon-cutting ceremony on September 3, 2019, and Lacob's vision of opening the doors to the first-ever arena in San Francisco became a reality. The dynamic 18,064-seat arena hosts Warriors basketball, concerts, cultural events, family shows, conventions, and other activities, totaling over 150 events a year. Located in the heart of Mission Bay, the 11-acre district features two office buildings, 100,000 square feet of retail, close to 30 unique retail spaces and over three acres of publicly accessible plazas and open space. In September of 2020, after one year of operation, Chase Center was named "Sports Facility of the Year" by the Sports Business Journal. Celebrating its fifth anniversary in September 2024, Chase Center has generated an estimated \$4.2 billion for the San Francisco economy since opening in 2019. In February 2025, Chase Center will host the NBA All-Star Game and NBA All-Star Weekend events.

In addition to the Warriors, Lacob has engineered the arrival of the expansion Golden State Valkyries, who will call Chase Center home when they begin play during their inaugural season in 2025. The Valkyries, the 13th WNBA franchise, became the first team in women's sports history to eclipse 17,000 season ticket deposits, reaching that milestone in September 2024, nearly eight months prior to their first-ever game.

During his first full off-season with the organization (summer of 2011), Lacob recruited two of the most experienced, successful, and respected individuals in NBA circles to join the franchise, landing Hall of Famer and basketball icon Jerry West as an Executive Board Member, and hiring longtime league and team executive—and 2018 Hall of Fame inductee—Rick Welts as President and Chief Operating Officer. Additionally, Lacob played a significant role in the hiring of Bob Myers and Steve Kerr. A successful sports agent before joining the Warriors, Myers worked in the front office for 12 seasons, his last seven as the club's President of Basketball Operations and General Manager. Former NBA player, TV color analyst, and Phoenix Suns General Manager, Kerr was hired as Head Coach in May 2014. Myers was named NBA Executive of the Year following the Warriors championship seasons of 2014-2015 and 2016-17; Kerr was named NBA Coach of the Year following the 2015-2016 season.

Lacob's NBA and professional sports experience dates back over two decades, including a five-year tenure as minority investor of the Boston Celtics, where he served on the Basketball Committee. He earned his first NBA championship ring in 2008 with the Celtics before selling his minority stake to purchase the Warriors.

In 1987, Lacob began his career at Kleiner Perkins Caufield & Byers, based in Menlo Park, Calif. Though still a strategic advisor to the firm, he relinquished his Managing Partner role in order to pursue his lifelong goal of owning and operating an NBA franchise. In his role as a Venture Capitalist, he led investments in over 50 start-up companies across multiple fields in life sciences and medical technologies, the internet and energy.

Lacob earned a bachelor's degree in Biological Sciences from the University of California-Irvine, a master's degree in Public Health (Epidemiology) from UCLA, and an M.B.A. from the Stanford Graduate School of Business. He credits his master's degree in Epidemiology (biostatistics) with providing him a background in statistics that helped drive his passion for sports. It also played a role in his decision to invest in Sportsline—one of the first sports internet sites—and one of Lacob's earliest sports success stories. He was also a primary investor and pioneer of the American Basketball League, a professional women's basketball league that eventually succumbed to the WNBA. Lacob continues as one of the original partners in the Pebble Beach Company, an effort formed to bring the historic Pebble Beach resort and golf course back to long-term American ownership. Additionally, Lacob has been involved with Stanford basketball for over 30 years and is a fixture in his courtside seats at Maples Pavilion. Lacob currently serves on the Board of Directors of two public companies, Align Technology and NeuroPace, as well as several other privately-held companies.

In recent years, Lacob has been involved in industry organizations including the American Heart Association and the AHA Roundtable. He has also been very active at Stanford University, serving on advisory boards at the medical center, business school, and athletic department. Lacob's philanthropic interests focus on education, both in the community and with universities. In 2014, he gifted \$1 million to Washington University in St. Louis to establish a new Sports Management program at the Olin Business School. He has also provided scholarships to a number of high potential academic and athletic high school and college students in need, and has funded both a GSB professorship and the building of the Lacob Sports Medicine Center at Stanford.

An avid golfer, Lacob has been a longtime participant in the AT&T National Pro-Am at Pebble Beach. He plays in regular pick-up basketball games at least twice weekly at Stanford, doing so for the last 30-plus years.



PETER GUBER

Co-Executive Chariman, Golden State Warriors

Peter Guber, a prominent figure in the sports and entertainment industry for more than 35 years, enters his 15th season as Owner and Co-Executive Chairman of the Golden State Warriors. Under his leadership since 2010, the Warriors have enjoyed immense success, highlighted by four NBA Championships (2015, 2017, 2018, 2022), six Western Conference titles (2015-2019, 2022) and the recording of the greatest single season record in NBA history (73-9 in 2015-2016). Off the court, the Warriors were named "Franchise of the Decade" by the Sports Business Journal (SBJ) in December 2019, an award that encompasses all 123 teams in the NBA, NFL, MLB, and NHL. The award-winning sports business publication also bestowed "Sports Team of the Year" honors to the Warriors in 2014 and 2016 in recognition of the organization's innovative and successful business practices. This marked the first time that any professional team had won this prestigious award more than once (the organization was also a finalist for the award in 2017 and 2018).

In addition to the Warriors, Guber owns a wealth of experience in sports and location-based entertainment. One of his core principles is the importance of enhancing every aspect of the fan experience, from entrance to exit. With that philosophy as a driving force, on January 17, 2017, the Warriors broke ground on Chase Center, the organization's 100% privately financed, state-of-the-art sports and entertainment complex in San Francisco's Mission Bay neighborhood. Less than 32 months later, on September 6, 2019, Chase Center opened its doors, immediately becoming one of the crown jewels around the world, and the first-ever arena in the City of San Francisco. A year after its opening (September 2020), Chase Center was named "Sports Facility of the Year" by the Sports Business Journal.

One of the most successful executives and entrepreneurs in the entertainment and communications industries, Guber's impressive resume includes serving as the Chairman & CEO of Sony Entertainment, President of Columbia Pictures, Chairman and CEO of Polygram Entertainment and Co-owner and Co-chairman of Casablanca Record & Filmworks. Among the films he personally produced or executive produced are "Rain Man" (Academy Award – Best Picture), "Batman," "The Color Purple," "Midnight Express," "Gorillas in the Mist," "The Witches of Eastwick," "Missing," "Flashdance," "Donnie Brasco" and "Sleepy Hollow." Guber's personal movies have earned more than \$3 billion worldwide, while also garnering more than 50 Academy Award nominations.

Guber is the founder and CEO of Mandalay Entertainment, a visionary multimedia venture spanning movies, TV, sports, and digital media. Mandalay's feature films include "Soul Surfer," "The Kids Are All Right," and "Bernie." Recently released theatrical films include "Surrounded" from MGM; "Heart of A Lion" which is the miraculous, emotional story of George Foreman overcoming all odds to reboot his life and regain his title of heavyweight boxing champion of the world at 46 years old; and "Air" from Amazon and MGM which stars Ben Affleck and Matt Damon and chronicles the sneaker wars involving Michael Jordan. "The Last Dance," a 10-part documentary which focused on Michael Jordan and the Chicago Bulls' 1997-98 championship run, was produced by Mandalay Sports Entertainment for ESPN, which Guber won the Emmy and the Producers Guild Award for Best Producer. Guber expanded Mandalay into a national entertainment sports provider, and he currently serves as CEO and Chairman of the Board. Guber, together with Guggenheim Group and Magic Johnson, acquired the Los Angeles Dodgers in May 2012. Under their ownership, the franchise has won two World Series (2020, 2024), captured 11 National League West division titles (including eight consecutive from 2013-2020), and made four World Series appearances (2017, 2018, 2020, 2024), including three in a four-year span. He joined Jerry Reinsdorf (Bulls, White Sox) as the only current owners to win both an NBA and MLB title.

In October of 2014, Guber became the Owner and Executive Chairman of Major League Soccer's Los Angeles Football Club (LAFC), which made their debut in 2018 in the Banc of California Stadium, the first new open-air stadium built in the city of Los Angeles since Dodger Stadium in 1962. In 2018, LAFC accomplished the best regular season for an MLS expansion team, earning 57 points. The team then earned a record-breaking 72 points in 2019, winning their first major MLS trophy, the Supporter's Shield, and captured the Western Conference title before their season ended in the conference finals. In 2020, LAFC won the Conference Championship and MLS Cup. In 2022, LAFC won the Supporter's Shield and the MLS Cup, defeating the Philadelphia Union on penalty kicks. LAFC won their first ever U.S. Open Cup in 2024, beating Sporting Kansas City 3-1.

Guber joins Ted Leonsis, Jeff Vinik and Bruce Karsh as one of four Co-Executive Chairmen of aXiomatic, a broad-based esports and gaming company. The company has a majority stake in Team Liquid, a top esports team in the U.S. and Europe with 60 players competing in 14 games. Team Liquid's collective teams have won the most prize money in the history of esports while amassing trophies across different titles and different countries, including winning the 2017 DOTA 2 International Championships, which boasted the largest purse in esports history. Their League of Legends team has won four LCS titles, and their Counter-Strike Global Offensive team was awarded the Intel Grand Slam prize in 2019, a feat achieved in just four tournaments. aXiomatic also has stakes in esports companies Epic Games, ("Fortnite"), Niantic ("Pokemon GO"), Super League Gaming, Gamer Sensei and Bitkraft. In 2024 Team Liquid won the world DOTA Championship.

In June 2017, California Governor Jerry Brown appointed Guber to the prestigious position of Regent of the University of California. Additionally, Guber has been a full professor at UCLA for more than 30 years, teaching at the Anderson School of Management and the School of Theater, Film, Television and Digital Media. He is a member of the UCLA Foundation Board of Trustees, as well as the winner of UCLA's prestigious Service Award for his accomplishments in association with the school. Guber is the founding member of the Board of Advisors for the Center for Managing Enterprises in Media, Entertainment & Sports (MEMES) at the UCLA Anderson School of Management.

A noted author, Guber's third book, Tell To Win – Connect, Persuade, and Triumph with the Hidden Power of Story, was published by Crown Business and became an instant #1 New York Times, Amazon, and Wall Street Journal bestseller. The book is in its 18th printing.

Guber was recruited by Columbia Pictures out of NYU's Graduate School of Business, where he was pursuing an MBA. He also holds a BA, Master of Law and Juris Doctorate degrees. He received his honorary doctorate in Fine Arts from the University of Connecticut; was named Albert Gallatin Fellow at New York University; is a recipient of Syracuse University's George Arents Pioneer Award, the highest honor that can be given to an alumnus, for his distinguished work in film. In 2016, Guber was named Businessperson of the Year by the Los Angeles Business Journal.



BRANDON SCHNEIDER

President & Chief Operating Officer, Golden State Warriors

The 2024-2025 NBA season marks Brandon Schneider's 23rd season with the Warriors organization, and his fourth as the team's President and Chief Operating Officer. In this role, Schneider reports to Co-Executive Chairman & CEO Joe Lacob and Co-Executive Chairman Peter Guber and oversees all business-related operations for the enterprise, which includes the Golden State Warriors, Golden State Valkyries, Santa Cruz Warriors, Chase Center, Thrive City, and Golden State Entertainment. Schneider was promoted to his current role in April of 2021 following three years as the Chief Revenue Officer.

In his tenure as President and Chief Operating Officer, the Warriors have elevated both the organization and the sports business industry to new heights. The Warriors are valued at over \$8.2 billion – the second most valuable professional sports team in the world – and have continued to lead the NBA in all major revenue metrics including ticket sales, partnerships, viewership ratings, and merchandise. Schneider was instrumental in securing the Warriors' bid to host NBA All-Star 2025, with the 74th NBA All-Star Game taking place at Chase Center. In October 2023, the organization was awarded a WNBA expansion franchise, the Golden State Valkyries, which will begin play in the 2025 WNBA season. The franchise launched an original content arm, Golden State Entertainment, in 2022, a first-of-its-kind for a professional sports team. Golden State Entertainment has produced two documentaries to-date, including an award-winning piece "38 At The Garden."

In his three years as Chief Revenue Officer, Schneider was responsible for strategic planning and execution related to all of the organization's sales and activation efforts at Chase Center including tickets, suites, and corporate partnerships. He oversaw the team's digital and marketing teams as well as philanthropic efforts led by the community relations group and the Warriors Community Foundation, of which he sits on the board. He managed the team's retail business both online and at Chase Center and worked to create the best overall fan experience at Chase Center. Schneider also oversaw the Warriors' NBA G League team, the Santa Cruz Warriors. Prior to assuming the role of Chief Revenue Officer, Schneider served four seasons as Senior Vice President, Business Development; two seasons as Group Vice President, Ticket Sales and Services; and three seasons as Vice President, Ticket Sales and Services. Schneider originally joined the Warriors in the summer of 2002 as a Season Ticket Account Executive before being promoted to Ticket Sales Manager in June of 2004 and Assistant Director of Ticket Sales the following April.

During his tenure with the Warriors, the organization has been recognized with several prestigious awards, including being named "Franchise of the Decade" among all professional sports teams by Sports Business Journal in 2019. Additionally, the Warriors became the first professional team to win Sports Business Journal's "Sports Team of the Year" award on multiple occasions (2014 and 2016).

Schneider was named to Sports Business Journal's Power Players list in 2018 after being named to the publication's Forty Under 40 list in 2017. These honors followed Schneider's inclusion on Forty Under 40 lists by Diablo Magazine in 2015 and the San Francisco Business Times in 2016. Schneider was heavily involved with the completion of Chase Center, the Warriors' state-of-the-art new arena. A year after its opening in September 2019, Chase Center was named Sports Facility of the Year by Sports Business Journal and has received numerous distinctions and industry awards.

A Bay Area native, Schneider graduated from UCLA in 2001 with a degree in business economics and an accounting minor. He currently serves as Vice President of the Board for the Warriors Community Foundation and sits on the board of the Bay Area Host Committee and the Executive Committee of the Bay Area Council. A die-hard fan of both the San Francisco 49ers and San Francisco Giants and an owner of Los Angeles Football Club (LAFC) and Angel City Football Club (ACFC), Schneider lives in Hillsborough with his wife Amanda and their son Tommy.



CHRIS MURPHY

President, Santa Cruz Warriors

Senior Vice President, Franchise Development, Golden State Warriors

Chris Murphy is entering his 4th season as Senior Vice President, Franchise Development for the Golden State Warriors, while also starting his 10th season as the President of the Santa Cruz Warriors. In Murphy's role as Senior Vice President, Franchise Development, he oversees the Santa Cruz Warriors, the new arena project in Santa Cruz, the Warriors Basketball Academy headquartered in Oakland, and the Warriors esports efforts.

During his time as Santa Cruz Warriors President, Murphy has led the front office efforts to four NBA G League Franchise of the Year titles (2017-2018, 2020-2021, 2021-2022, and 2023-2024). The award honors the organization that best exemplifies the league's core pillars: Compete with Intensity, Lead with Integrity, and Inspire Play. Murphy was also named the NBA G League Executive of the Year in 2017-2018 and guided the Santa Cruz Warriors to an NBA G League record 110-consecutive sellouts at Kaiser Permanente Arena, home of the Santa Cruz Warriors, from 2016 to 2022.

Murphy began his career in the Golden State Warriors organization in 2005 as a Group Sales Account Executive. Throughout 10 seasons with Golden State, he progressed and served in multiple capacities within the ticket sales management group, last serving as Senior Director of Group Ticket sales before transitioning to Santa Cruz.

Outside of his responsibilities within the Warriors organization, Murphy serves on the NBA G League's Executive Committee, the Sponsorship Committee, and the NBA 2K League Business Council. Murphy also serves as a Board Member for the Santa Cruz County Chamber of Commerce, as Board Secretary for the Community Foundation of Santa Cruz County, as a Board Member for the Downtown Management Corporation of Santa Cruz and as Chair of Second Harvest Food Bank's Holiday Food and Fund Drive. Murphy was named 2022 Person of the Year by the Santa Cruz County Chamber of Commerce. He is also a member of the Rotary Club of Santa Cruz. A graduate of Le Moyne College in Syracuse, New York, Murphy currently resides in Santa Cruz with his wife Yoyo, ten-year-old son Connor, eight-year-old daughter Taylor, and the family dog Poppy. In his free time, he enjoys spending time with family and friends, golfing, and being outdoors.



DAVID KAO

Chief Operating Officer, Santa Cruz Warriors

David Kao is entering his third season as the Chief Operating Officer of the Santa Cruz Warriors. Kao oversees the franchise's day-to-day business operations.

Prior to his arrival, Kao was the associate athletic director at Cal. While in Berkeley, Kao spearheaded the department's annual ticket sales and marketing strategic plans for 11 ticketed sports. Under his leadership, the Cal Athletics ticketing team set ticket revenue and attendance records for Cal Football, Men's Basketball, Women's Basketball, Baseball, and Softball.

In addition to revenue generation, Kao provided strategy and direction in the Athletic Department's e-commerce, marketing automation, concessions/catering, events, and operations. A personal highlight during his tenor at Cal Athletics was being recognized nationally as the brainchild behind Cal Athletics' iconic Marshawn Lynch Golf Cart Bobblehead that received the Athletic Department's first Gold Award from The National Association of Collegiate Marketing Administrator (NACMA) in 2016. He also served as the secondary sport administrator for the Cal women's rowing team, who won the 2018 NCAA Division I Championship.

Prior to joining Cal Athletics, he served as the Oakland Raiders' Director of Group Sales & Fundraising in 2012. Kao started his career with the Warriors organization as a Ticket Sales Representative for Golden State. Kao graduated from Drexel University with a Master of Science degree in Sport Management and received his Bachelor of Science degree from Cal Poly Pomona in Microbiology with a minor in Chemistry. Kao has been on the San Francisco Glens Soccer Club's Board of Directors since April of 2024. In his free time, Kao enjoys the outdoors, playing guitar, and traveling with his wife, Kelly.



AMANDA FURTADO

Vice President, Marketing & Communications, Santa Cruz Warriors

Amanda Furtado is entering her sixth season with the Santa Cruz Warriors, her first year as Vice President of Marketing & Communications. In this multifaceted role, Amanda oversees a diverse range of departments, including marketing, community relations, public relations, merchandise, operations, and broadcast. She is responsible for crafting integrated strategies that enhance the organization's brand while fostering collaboration across these key areas.

Furtado first joined the Warriors organization as a part-time Community and Events Representative, executing community initiatives and promotional events on game nights throughout the 2015-2016 season. She then left the organization to join the San Jose Sharks marketing department from 2015-2019, where she most recently served as the Marketing Manager. While with the Sharks, Furtado developed and executed the first-ever Stanley Cup playoff run campaign throughout the San Jose community in 2016. She also created unique arena and ticket package giveaways and produced award-winning Sharks for Life television campaigns, "We Cheer for You" and "It's Better in Our House."

Furtado returned to the Sea Dubs during the summer of 2019 as a Marketing Director. After two years, she was promoted to Senior Marketing Director before the start of the 2021-2022 season. Under her leadership, the marketing team played a pivotal role in the organization winning the NBA G League Franchise of the Year award during the 2020-2021, 2021-2022, and 2023-2024 seasons. She has orchestrated the consistent expansion of the Santa Cruz Warriors' social media channels, cultivating a dedicated following of roughly 400,000 across all channels. Furtado also skillfully conceptualized, developed, and led the creation of the Santa Cruz Warriors app, which achieved 5,000 downloads in its first year.

BASKETBALL OPERATIONS STAFF

2024-2025
SEASON SCHEDULE

SANTA CRUZ WARRIORS
& KAISER PERMANENTE
ARENA HISTORY

BASKETBALL OPERATIONS
& FRONT OFFICE STAFF

2024-2025 SANTA CRUZ
WARRIORS ROSTER

2023-2024 SEASON RECAP

SANTA CRUZ WARRIORS
FRANCHISE HISTORY

NBA & LEAGUE
INFORMATION





DAVID FATOKI

Director, Player Development, Golden State Warriors
General Manager, Santa Cruz Warriors

David Fatoki is entering his second season as the Director, Player Development with the Golden State Warriors while continuing to oversee all basketball operations in Santa Cruz. This marks Fatoki's fourth season handling general manager duties in Santa Cruz and his ninth overall season with the Warriors franchise. Under Fatoki's guidance last season, five Santa Cruz players signed NBA contracts including Gui Santos, the 55th overall pick in the 2022 NBA Draft, who signed a standard NBA contract with Golden State.

Fatoki started his tenure in Santa Cruz as the Basketball Operations Coordinator and Player Development Coach during the 2016-2017 season and Basketball Operations Manager during the 2017-2018 season before transitioning to the Assistant Manager of Basketball Operations and GSW Ventures at Golden State. Fatoki spent 3 seasons with Golden State before returning to Santa Cruz to oversee basketball operations.

Fatoki graduated from Washington University in St. Louis with a Bachelors in Business Administration, with concentrations in finance and entrepreneurship. Fatoki was a point guard for the Bears basketball team and earned first-team All-UAA honors his senior year while serving as team captain. Fatoki played one season of professional basketball in Murcia, Spain in 2016.



SHANNON STABLER

Assistant General Manager

Shannon Stabler is entering her first season as Assistant General Manager and her sixth overall season with the Santa Cruz Warriors. Stabler spent the two previous seasons as Manager of Basketball Operations and Team Development, where she was responsible for executing all basketball and non-basketball operations for the Santa Cruz Warriors roster and coaching staff, including scheduling travel, managing team equipment, and working with the training and coaching staff to support player development and optimize team performance.

During her first three seasons, Stabler was the Community and Public Relations Supervisor, managing the team's media relations, directing community initiatives and corporate sponsor events, and executing all external messaging for the Santa Cruz Warriors organization.

The East Bay native graduated from Cal Poly San Luis Obispo in 2017, where she graduated with a Bachelor of Science in Kinesiology while playing on the school's Division I women's soccer team. Prior to her time in Santa Cruz, Stabler got her first experience working in sports with the Oakland Raiders as a Community Relations Assistant before the team relocated to Las Vegas, Nevada.



ZACH HARRIS

Assistant General Manager

Zach Harris is entering his first season as Assistant General Manager of the Santa Cruz Warriors. Harris has four years of NBA G League experience, starting off as an intern for the Iowa Wolves in 2017 before working for the Capital City Go-Go from 2018-2020 as a Basketball Operations Assistant before eventually serving as a Basketball Strategy Coordinator for the Grand Rapids Gold during the 2022-23 season.

Harris graduated from the University of Kentucky in 2017, where he also worked as a manager for the school's men's basketball team. Harris was born and raised in Milwaukee, Wisconsin.



NICHOLAS KERR

Head Coach

Nicholas Kerr is entering his second season as Head Coach after spending the previous two seasons as an Assistant Coach with the Santa Cruz Warriors. Prior to moving to Santa Cruz, Kerr spent three seasons with Golden State in video and player development. Kerr was responsible for overseeing and organizing film for both Golden State and their opponents, producing video projects, and drafting scouting breakdowns. He also played a big part on the court with the player development team, working closely with Gary Payton II and Marquese Chriss.

In his first season as head coach in 2023-2024, Kerr led the Warriors to a 32-20 overall record, going 11-5 in the Winter Showcase, 20-14 in the regular season, and 1-1 in the postseason. Santa Cruz won their first playoff game since the 2020-21 season, beating the Salt Lake City Stars 113-111 at Kaiser Permanente Arena on April 2, 2024. Additionally, Santa Cruz finished the regular season in the top 10 in points per game (9th, 116.1), assists per game (1st, 28.5), and rebounds per game (5th, 47.5), among G League teams.

Prior to his tenure with the Golden State organization, Kerr worked as a Quality Assurance Assistant for the San Antonio Spurs, where he oversaw video operations for opposing teams and assisted the player development team with on-court workouts.

Kerr graduated from the University of San Diego and played for the men's basketball team. He earned a master's degree in public health at the University of California, Berkeley in 2018, where he served as a Basketball Graduate Assistant.

Kerr grew up in San Diego, California.



BEN STELZER

Assistant Coach

Ben Stelzer is entering his first season as an Assistant Coach in Santa Cruz and his second overall season with the Sea Dubs. In his first season with the Santa Cruz Warriors last year, Stelzer was a Coaching Associate and Basketball Operations Coordinator. Prior to Santa Cruz, Stelzer served as an Assistant Coach with Michigan Tech University from 2021-2023 and an Assistant Coach with the University of Wisconsin-Oshkosh from 2017-2019 where he was a part of winning the 2019 NCAA DIII National Championship. Stelzer also served as a Player Development Intern for the Dallas Mavericks.

Stelzer played collegiate basketball at Michigan Tech from 2011-2015, where he set the school's all-time record for three-point field goals made and was named NCAA DII All-American, Academic All-American, and Midwest Region Player of the Year. Additionally, Stelzer played professionally in Spain from 2015-2016.

Stelzer grew up in Manitowoc, Wisconsin.



HILTON ARMSTRONG

Assistant Coach

Hilton Armstrong is entering his first season as an Assistant Coach in Santa Cruz and his fourth season overall with the Warriors organization. Armstrong has served as a Player Development Coach for Golden State for the past two seasons. In his first year with the Warriors, Armstrong served as an Assistant Video Coordinator on the 2021-2022 championship team.

Armstrong was selected by the New Orleans Pelicans with the 12th overall pick in the 2006 NBA Draft after four years at the University of Connecticut. Armstrong appeared in 292 games (40 starts) over six seasons with the Pelicans, Sacramento Kings, Houston Rockets, Washington Wizards, Atlanta Hawks, and Golden State Warriors. He played two seasons with the Santa Cruz Warriors, earning All G-League Second Team and Second Team All G-League Defensive honors during the 2013-2014 season.

Armstrong grew up in Peekskill, New York and played internationally in France, Greece, Turkey, Japan, and Israel.



TORAL DESAI

Head Athletic Trainer

Toral Desai will be entering her fourth season with the Santa Cruz Warriors after spending seven seasons with UCLA Athletics from 2014-2021. She also worked as a Physical Therapist from 2011-2013 at the University of Oklahoma Medical Center. Desai joined the Warriors after a well-demonstrated history of working in athletics at the Olympic, professional, collegiate, and high school levels.

Desai holds a Doctorate in Physical Therapy from the University of Southern California, a master's degree in athletic training from the University of Central Oklahoma, and earned an undergraduate degree from the University of the Pacific.



ROGENE TAGOCA

Assistant Athletic Trainer

Rogene Tagoca is entering his third season with the Santa Cruz Warriors as an Assistant Athletic Trainer. Prior to Santa Cruz, Tagoca worked at the University of Nevada, Las Vegas as an Assistant Athletic Trainer during the 2021-2022 and 2022-2023 seasons with women's basketball and men's football.

Tagoca graduated with a bachelor's degree in kinesiology and a master's in athletic training at the University of Hawaii at Manoa.

Tagoca is from Honolulu, Hawaii.



CODY HAMANE

Head Performance Coach

Cody Hamane is entering his first season with the Santa Cruz Warriors as Head Performance Coach. Prior to Santa Cruz, Hamane served as an Athletic Performance Assistant for the Austin Spurs. Hamane also worked for the Los Angeles Sparks as a Performance Coach from 2021-2023 and at Proactive Sports Performance as an Assistant Sport Performance Coach from 2020-2023.

Hamane graduated from Occidental College in 2018 with a Bachelor of Arts in Kinesiology and Exercise Science. He earned his Master of Science in Kinesiology and Exercise Science from California State University, Fullerton in 2020. Hamane competed on the Men's Track and Field team as well as the Men's Swim team while at Occidental College. He was named team captain of the school's swim team and holds the school record for fastest time in the 800 free relay.

Hamane is from Hilo, Hawaii.




NOAH ROBOTHAM

Manager of Basketball Operations

Noah Robotham is entering his first season as a Manager of Basketball Operations and his second overall season with the Santa Cruz Warriors. In 2023-2024, Robotham served as a Coaching Associate and Basketball Operations Coordinator for the Warriors. Prior to Santa Cruz, Robotham was with the Oklahoma City Thunder as a Video Analysis and Charting Associate in 2023.

Robotham played collegiate basketball for the University of Akron from 2014-2017 before transferring to the University of Las Vegas where he played from 2018-2019.

Robotham grew up in Las Vegas, Nevada, where he was named Nevada State Gatorade Player of the Year in 2014.



MARK TOLLEFSEN

Basketball Operations and Coaching Associate

Mark Tollefsen is entering his first season as a Basketball Operations and Coaching Associate. Tollefsen played professionally overseas in Estonia and Israel from 2016-2020. He was the top scorer in the Israeli Basketball Premier League during the 2018-2019 season, notching 20.4 points per game.

Tollefsen graduated from the University of San Francisco with a bachelor's degree in advertising while playing four seasons on the men's basketball team. He then went on to earn his master's degree in educational leadership at the University of Arizona, where he also played for the school's basketball team.

Tollefsen grew up in Danville, California and helped his high school basketball team to a share of the East Bay Athletic League title as a junior.




JORDAN BROOKS

Basketball Operations and Coaching Associate

Jordan Brooks is entering his first season as a basketball operations and coaching associate with the Santa Cruz Warriors. He comes to Santa Cruz having spent over a year on the USA Basketball support staff. Brooks played two seasons of collegiate basketball, where he was a walk-on both at Iona (2020-2021) and Kansas State (2021-2022). During his time at Iona, the Gaels won the Metro Atlantic Athletic Conference (MAAC) Tournament title and advanced to the NCAA Tournament.

Brooks graduated from the University of Central Florida in May of 2024 with a degree in Business Administration and Management. Brooks is from Grayson, Kentucky.



ALEC VUCINICH

Basketball Operations and Coaching Associate

Alec Vucinich is entering his first season as a Basketball Operations and Coaching Associate with the Santa Cruz Warriors. Vucinich was previously an Assistant Coach at Valley Christian High School as well as the Program Director and Head Coach of No Limit Basketball Club. He also contributes to FastModel, a sports coaching software that is designed to aggregate, organize, and communicate vital information for basketball coaches and players to maximize their time and resources.

The Scotts Valley native had a four-year collegiate basketball career at West Valley College (2015-2016) and the University of La Verne (2016-2019), where he graduated with a Bachelor of Science Degree in Kinesiology.

FRONT OFFICE STAFF

2024-2025
SEASON SCHEDULE

SANTA CRUZ WARRIORS
& KAISER PERMANENTE
ARENA HISTORY

BASKETBALL OPERATIONS
& FRONT OFFICE STAFF

2024-2025 SANTA CRUZ
WARRIORS ROSTER

2023-2024 SEASON RECAP


SANTA CRUZ WARRIORS
FRANCHISE HISTORY

NBA G LEAGUE
INFORMATION



**Spencer Arburn**Senior Account Executive,
Group Sales**Richard Chen**

Videographer

**Aaron Cheung**

Graphic Designer

**Michael Duquette**Manager, Arena
Operations**Deborah Gozzo**


Finance Director

**Caitlin Guzman**

Manager, Marketing

**Nick Leusing**Account Executive, Ticket
Sales**David Lopez**Manager, Partnership
Development**Jillian Luchsinger**

Director, Partnerships

**Hector Madueno-Munoz**Coordinator, Ticket
Operations**Messina Montgomery**Account Executive, Ticket
Sales**Jasper Panelli**Account Executive, Ticket
Sales**Bella Pilli**Manager, Partnership
Development**Jackie Quintana**Account Representative,
Membership Services**Matthew Rios**Account Executive, Ticket
Sales**Jay Rojas**Coordinator, Community
Relations



Noah Rubin

Director, Ticket Sales & Service



John Sakoda

Manager, Partnership Development



John Showghi

Assistant, Community & Public Relations



David Sires

Assistant, Marketing Technology Operations



Coco So

Manager, Community & Public Relations



Andre Stearns

Manager, Partnerships



Isaiah Te

Coordinator, Arena & Game Operations



Olivia Vezaldenos

Account Executive, Group Sales



Aidan Witte

Account Executive, Ticket Sales



Andrew Winfield

Coordinator, Public Relations



Rachel Wong

Coordinator, Marketing & Business Operations

2024-2025
SEASON SCHEDULE

SANTA CRUZ WARRIORS
& KAISER PERMANENTE
ARENA HISTORY

BASKETBALL OPERATIONS
& FRONT OFFICE STAFF

2024-2025 SANTA CRUZ
WARRIORS ROSTER

2023-2024 SEASON RECAP

SANTA CRUZ WARRIORS
FRANCHISE HISTORY

NBA G LEAGUE
INFORMATION

SEA DUBS IN THE COMMUNITY

HELPING HANDS

The Helping Hands program is an employee volunteer program geared towards galvanizing our Warriors players, coaches, and front office staff to get involved in the Santa Cruz community. During the 2023-24 season, the Santa Cruz Warriors donated over 1,300 hours to Santa Cruz County by volunteering with local nonprofits to clean beaches, remove invasive species from coastal ecosystems, maintain historic sites, and other hands-on tasks that lend to the overall upkeep, maintenance, and celebration of our unique seaside community.

MATH WARRIORS

Math Warriors, presented by Kaiser Permanente, is a creative educational program that utilizes basketball as a tool to engage young students and foster a love for math concepts at an early age. The Math Warriors programs leans into sports statistics by pairing Warriors-themed basketball trivia with age-appropriate math problems to give students a fresh and positive reintroduction to mathematics. Since the program tipped off in December of 2014, Math Warriors has impacted over 16,000 elementary and middle school students in the Santa Cruz and Watsonville area.

READ TO ACHIEVE

For the 13th consecutive season, the Santa Cruz Warriors are working with schools in Santa Cruz County and Monterey County to develop a lifelong love of reading and emphasize the importance of literacy in over 6,500 elementary and middle school students. In partnership with Kaiser Permanente, the 12-week Read to Achieve program encourages local students to challenge themselves to set and achieve ambitious but achievable reading goals. Read to Achieve is the most extensive educational outreach initiative in the history of professional sports, and the Warriors' Read to Achieve initiative has reached over 42,000 students since its inaugural season. By providing resources and incentives via player outreach and community visits, the NBA continues to aid schools, libraries, and community-based organizations in setting up the next generation of readers and leaders for success.

SWISHES FOR DISHES

The Santa Cruz Warriors developed the Swishes for Dishes program in partnership with Kaiser Permanente during the COVID-19 pandemic, as Second Harvest Food Bank saw their food services double due to increased hunger and food insecurity in our community. Through the program, 10 meals are donated to SHFB for every point the Warriors score. The 2024-2025 season marks the fifth year of the program, and so far 222,850 meals have been donated to our community through SHFB. New to the 2024-2025 season, the Warriors are partnering with Ticketmaster to offer fans the opportunity to donate meals with every ticket purchased through their website. Similarly, the Sea Dubs are partnering with Whiting's Foods, the in-arena concessions vendor at Kaiser Permanente Arena, to offer fans the opportunity to add a donation of 15 meals, or \$5, to all food and beverage purchases at Warriors home games this season.



READ TO ACHIEVE SCHOOL VISIT



MATH WARRIORS SCHOOL VISIT



FRONT OFFICE HELPING HANDS

FRANCHISE OF THE YEAR

On May 23, 2024, the Santa Cruz Warriors were recognized as the 2023-2024 NBA G League Franchise of the Year. The announcement marked the fourth time the Santa Cruz Warriors have won the league's most prestigious award and the third time in the last four years (2020-2021, 2021-2022, 2023-2024). The Santa Cruz Warriors won the first-ever Franchise of the Year award during the title's inaugural season back in 2017-2018.

The winner of the Franchise of the Year Award is determined by a selection committee comprised of league executives. The committee evaluates all 30 teams on the league's core pillars: Compete with Intensity, Lead with Integrity, and Inspire Play.

The Santa Cruz Warriors finished first in the league in both ticket sales and partnership revenue, setting a new league record for partnership revenue. On the social media side, the team boasts over 400,000 followers across Instagram, Facebook, Twitter, Tik Tok and YouTube. The Warriors closed out the 2023-2024 regular season with an 18-game sellout streak.

In the community, Santa Cruz players, coaches, and front office team members logged over 1,200 volunteer hours this season. The Warriors raised over \$94,300 for local nonprofits through in-kind donations, philanthropic events, Charitable Jersey Nights, and in-game fundraising initiatives. Through the Swishes for Dishes program, the Sea Dubs teamed up with Kaiser Permanente and The Athletes' Corner to donate 60,830 meals to Second Harvest Food Bank of Santa Cruz County.

On the court, the Santa Cruz Warriors compiled an 32-20 overall record, going 11-5 in the Winter Showcase, 20-14 in the regular season, and 1-1 in the postseason, which was the third-best record across the NBA G League. The Sea Dubs qualified for the NBA G League playoffs for the eighth time in the team's 12-year existence, eventually falling to the Stockton Kings in the Western Conference Semifinals. The Warriors had three players signed to NBA contracts (Pat Spencer, GSW; Gui Santos, GSW; and Javonte Green, CHI) during the 2023-2024 season. Additionally, Santa Cruz had two players converted from two-way contracts to standard NBA contracts with the Golden State Warriors (Lester Quinones and Usman Garuba).

2024-2025
SEASON SCHEDULESANTA CRUZ WARRIORS
& KAISER PERMANENTE
ARENA HISTORYBASKETBALL OPERATIONS
& FRONT OFFICE STAFF2024-2025 SANTA CRUZ
WARRIORS ROSTER

2023-2024 SEASON RECAP

SANTA CRUZ WARRIORS
FRANCHISE HISTORYNBA G LEAGUE
INFORMATION

THE PLAYERS

SANTA CRUZ WARRIORS

2024-25 ROSTER

NO	PLAYER	POS	HT	WT	D.O.B.	PRIOR TO/COUNTRY	ACQUISITION
3	Reece Beekman (2W)	G	6-1	198	10/8/01	Virginia/USA	Two-Way
19	Marcus Burk	G	6-3	205	9/27/97	IUPUI/USA	Returning Rights
50	Joey Calcaterra	G	6-3	180	10/15/98	UConn/USA	Returning Rights
99	Yuri Collins	G	6-0	190	3/7/01	St. Louis/USA	Returning Rights
27	Devine Eke	F	6-8	205	7/29/97	Radford/USA	G League Draft
26	Blake Hinson	F	6-7	235	12/26/99	Pittsburgh/USA	Affiliate
25	Javan Johnson	F	6-6	198	1/5/99	DePaul/USA	Returning Rights
31	Kevin Knox II	F	6-7	215	8/11/99	Kentucky/USA	Returning Rights
98	Seth Maxwell	C	7-0	240	11/21/98	Indiana Wesleyan/USA	G League Draft
21	Quinten Post (2W)	C	7-0	244	3/21/00	Boston College/Netherlands	Two-Way
44	Jackson Rowe	F	6-7	210	1/4/97	Cal State Fullerton/Canada	Returning Rights
29	Donta Scott	F	6-8	230	12/4/00	Maryland/USA	Affiliate
61	Pat Spencer (2W)	G	6-2	202	7/4/96	Northwestern/USA	Two-Way

(2W) = Player under two-way contract with GSW

Head Coach.....Nicholas Kerr
 Assistant Coach.....Hilton Armstrong
 Assistant Coach.....Ben Stelzer
 Basketball Operations/Coaching Associate.....Jordan Brooks
 Basketball Operations/Coaching Associate.....Mark Tollefsen
 Basketball Operations/Coaching Associate.....Alec Vucinich
 Head Athletic Trainer.....Toral Desai
 Assistant Athletic Trainer.....Rogene Tagoca
 Head Performance Coach.....Cody Hamane

PRONUNCIATION GUIDE


Reece Beekman (BEAK-min); Yuri (YURR-ee) Collins; Javan (JAY-vin) Johnson; Devine Eke (Duh-VINE eh-kay); Donta (Don-tay) Scott; Quinten (Kwin-tin) Post

NUMERICAL ROSTER

3 Reece Beekman
 19 Marcus Burk
 21 Quinten Post
 25 Javan Johnson
 26 Blake Hinson
 27 Devine Eke
 29 Donta Scott
 31 Kevin Knox II
 44 Jackson Rowe
 50 Joey Calcaterra
 61 Pat Spencer
 98 Seth Maxwell
 99 Yuri Collins



A player under a **Two-Way contract** will be permitted to be on the NBA team's active list for no more than 50 games during the regular season, with no limit on practices, workouts or other activities with the NBA team.



#3 Reece Beekamn | Guard | Two-Way Player

<u>Height</u>	<u>Birthdate</u>	<u>College</u>	<u>G League Experience</u>
6-1	10/8/2001	Virginia	Rookie
<u>Weight</u>	<u>Birthplace</u>	<u>High School</u>	<u>NBA Experience</u>
198	Milwaukee, WI	Scotlandville Magnet	Rookie

Signed by Golden State Warriors to Two-Way Contract on 7/3/24 after going undrafted in the 2024 NBA Draft... Played four seasons at Virginia from 2020-2024.

2023-24 REGULAR SEASON AVERAGES											
GP	GS	PPG	RPG	APG	SPG	BPG	MPG	FG%	3FG%	FT%	
-	-	-	-	-	-	-	-	-	-	-	-


Career Notes

- Averaged 9.5 points, 5.0 assists, and 1.8 steals in 32.7 minutes in 126 games (121 starts) at Virginia
- 2022-2023 and 2023-2024 ACC Defensive Player of the Year, third ever back-to-back DPOY winner
- Finished as UVA's all-time steals leader (228) and with the third most assists in school history (636)
- Averaged a career-high 14.3 points and 6.2 assists as a senior in 2023-2024
- As a senior, ranked first in the ACC in assists (6.2 apg) and assist/turnover ratio (3.03), third in steals (2.0 spg), 14th in field goal percentage (44.3%), and 15th in scoring (14.3 ppg)
- Was named a semifinalist for the Naismith Defensive Player of the Year award in 2023-2024.
- Finished in the top three in the ACC in steals in each of his last three seasons
- Three-time ACC All-Defensive Team selection (2021-2022, 2022-2023, 2023-2024)
- Led his high school to a 131-14 record and four 5A state championships

Personal Notes

- Born in Milwaukee, Wisconsin and moved to Baton Rouge, Louisiana at the age of 13
- Son of Julie Jackson
- X (formerly Twitter): @REECE_BEEKMAN

G League Career Highs	
PTS	
FGM	
FGA	
3FGM	
3FGA	
FTM	
FTA	
OREB	
DREB	
TREB	
AST	
STL	
BLK	
MIN	



#19 Marcus Burk | Guard

<u>Height</u>	<u>Birthdate</u>	<u>College</u>	<u>G League Experience</u>
6-3	9/27/1997	IUPUI	Three Seasons
<u>Weight</u>	<u>Birthplace</u>	<u>High School</u>	<u>NBA Experience</u>
205	Indianapolis, IN	Franklin Central	None

Went undrafted in 2021 NBA Draft... Returns to the Warriors for a second season after being drafted by Santa Cruz with the 16th overall pick in the 2023 NBA G League Draft... Played for the Grand Rapids Gold for two seasons (2021-2023), appearing in 59 games... Started his collegiate career at Campbell University (2016-2018) before transferring to IUPUI (2018-2021).

2023-24 REGULAR SEASON AVERAGES											
GP	GS	PPG	RPG	APG	SPG	BPG	MPG	FG%	3FG%	FT%	
29	0	5.2	1.7	0.9	0.5	0.2	16.5	.375	.313	.833	

Career Notes

- Played professional basketball for Twarde Pierniki Torun of the Polish Basketball League in 2022, appeared in seven games and averaged 5.9 PPG
- Has appeared in 94 G League games (37 starts) for GRG and SCW between 2021-2024, averaging 7.7 points, 2.1 rebounds, and 1.2 assists on 22.8 minutes per game
- Averaged 21.4 points, 3.5 rebounds, and 2.0 assists through two seasons at IUPUI (50 games played, 49 starts)
- 2x Second-team All-Horizon League (2020, 2021)
- As a senior at IUPUI, ranked 7th in the country in scoring with 21.7 PPG

Personal Notes

- Son of Alberto and Vanessa Silva
- X (formerly Twitter): @MBtrey4

G League Career Highs	
PTS	39 vs. GBO 3/15/22
FGM	13 vs. GBO 3/15/22
FGA	20 vs. GBO 3/15/22
3FGM	7 vs. GBO 3/15/22
3FGA	13 vs. GBO 3/15/22
FTM	6 vs. GBO 3/15/22
FTA	7 vs. GBO 3/15/22
OREB	4 @ OKL 2/28/24
DREB	5 (3x); last vs. MNE 2/24/22
TREB	7 vs. MNE 2/24/22
AST	9 vs. FWN 12/14/21
STL	6 @ CLC 1/28/22
BLK	1 (numerous times)
MIN	43:00 vs. GBO 3/15/22



#50 Joey Calcaterra | Guard

<u>Height</u>	<u>Birthdate</u>	<u>College</u>	<u>G League Experience</u>
6-3	10/15/1998	UConn	One Season
<u>Weight</u>	<u>Birthplace</u>	<u>High School</u>	<u>NBA Experience</u>
180	Novato, CA	Marin Catholic	None

Went undrafted in the 2023 NBA Draft... Played for the South Bay Lakers in 2022-2023... Played five collegiate basketball seasons at the University of San Diego (2017-2022) and the University of Connecticut (2022-2023).

2023-24 REGULAR SEASON AVERAGES										
GP	GS	PPG	RPG	APG	SPG	BPG	MPG	FG%	3FG%	FT%
13	0	3.8	1.5	0.7	0.9	0.0	14.0	.322	.316	.000

Career Notes

- Played 18 total games for the South Bay Lakers in 2023-2024, averaging 3.9 points, 1.3 rebounds, and 0.8 assists on 13.0 minutes per game
- Won 2022-2023 NCAA Men's Basketball Championship, had his best tournament game against #3 Gonzaga in the Elite 8, scoring eight points, grabbing three rebounds and two steals
- Averaged 5.8 points with a .417 FG% (.446 3P%), 1.7 rebounds, and 1.2 assists on 14.5 minutes per game across 38 appearances at UConn
- Averaged 8.2 points, 2.3 rebounds, and 1.4 assists through 105 games (70 starts) at San Diego
- Led San Diego in scoring (13.3 PPG), three-point percentage (37.7%) and free throw percentage (86.7%) as a Redshirt Junior

Personal Notes

- Son of Wendy and Rich Calcaterra
- Has two older brothers, Nick and Frank who both played collegiate basketball
- Was teammates with Seth Maxwell while playing in "The Basketball Tournament" (TBT) in 2024 for the Stars of Storrs, a UConn Alumni team

G League Career Highs	
PTS	17 vs. RGV 3/21/24
FGM	6 vs. RGV 3/21/24
FGA	11 vs. GLI 11/26/23
3FGM	5 vs. RGV 3/21/24
3FGA	9 vs. RGV 3/21/24
FTM	1 (2x); last vs. GLI 11/26/23
FTA	1 (3x); last @ RGV 3/23/24
OREB	1 (4x); last vs. MXC 3/30/24
DREB	4 @ RCR 3/15/24
TREB	5 @ RCR 3/15/24
AST	2 (3x); last @ SLC 2/10/24
STL	3 (3x); @ SCW 3/27/24
BLK	1 vs. GLI 11/26/23
MIN	28:40 @ RGV 3/21/24



#99 Yuri Collins | Guard

<u>Height</u>	<u>Birthdate</u>	<u>College</u>	<u>G League Experience</u>
6-0	3/7/2001	St. Louis	One Season
<u>Weight</u>	<u>Birthplace</u>	<u>High School</u>	<u>NBA Experience</u>
190	St. Louis, MO	St. Mary's	None

Went undrafted in the 2023 NBA Draft... Returns to Santa Cruz for a second season, appearing in all 52 games last year... Originally signed with GSW on 10/16/23... Played on the GSW Summer League Team the past two seasons (12 total games)... Played four seasons of college basketball at St. Louis.

2023-24 REGULAR SEASON AVERAGES										
GP	GS	PPG	RPG	APG	SPG	BPG	MPG	FG%	3FG%	FT%
34	4	6.2	2.6	5.1	1.0	0.1	24.8	.441	.397	.694

Career Notes

- Led the Warriors in assists in 13 games during the in 2023-2024 season
- Highest three-point percentage (39.7%) in regular season for SCW (min. 50 attempts)
- One of two Warriors to shoot better than 50/40/80 in the Showcase Cup; 52.3% FG, 40.0% 3FG, 83.3% FT (min. 5 games)
- Averaged 8.6 points, 7.6 assists, and 3.3 rebounds in 116 games (110 starts) at St. Louis
- As a senior, was the only player in the NCAA to average a points/assists double-double (11.2 points and 10.1 assists)
- Led the NCAA in total assists and assists per game as a junior and senior in college with 267 assists (7.9 per game) in 2021-22 and 324 assists (10.1 per game) in 2022-2023

Personal Notes

- Majored in Sports Business
- X (formerly Twitter): @smoovYC1

G League Career Highs	
PTS	16 vs. RAP 2/24/24
FGM	7 vs. RAP 2/24/24
FGA	14 @ SLC 2/7/24
3FGM	3 @ AUS 3/6/24
3FGA	4 @ RCR 3/29/24
FTM	4 @ RCR 3/30/24
FTA	4 @ RCR 3/30/24
OREB	2 (3x); last @ SLC 2/7/24
DREB	8 vs. IWA 2/9/24
TREB	8 vs. IWA 2/9/24
AST	12 @ GLI 11/19/23
STL	3 (4x); last vs. IWA 2/9/24
BLK	1 (4x); last vs. IWA 2/9/24
MIN	36:31 VS. TEX 2/3/24



#27 Devine Eke | Forward

<u>Height</u>	<u>Birthdate</u>	<u>College</u>	<u>G League Experience</u>
6-8	7/29/1997	Radford	Rookie
<u>Weight</u>	<u>Birthplace</u>	<u>High School</u>	<u>NBA Experience</u>
205	Plainfield, NJ	Union Catholic	None

Undrafted in the 2020 NBA Draft... Played at the University of Maine (2015-2016), Rider University (2016-2019), and Radford University (2019-2020) during his five-year collegiate career... Played overseas after college in Spain, Portugal, the Netherlands, Bosnia, and most recently in the BAL in Africa... Played one game for Milwaukee during the 2024 Summer League.

2023-24 REGULAR SEASON AVERAGES											
GP	GS	PPG	RPG	APG	SPG	BPG	MPG	FG%	3FG%	FT%	


Career Notes

- Appeared in 123 games (38 starts) throughout his collegiate career, averaging 4.0 points and 3.4 rebounds in 16.9 minutes per game
- Led the team with 222 rebounds and 26 blocks through 31 games in his lone season at Radford
- Appeared in one game for the Milwaukee Bucks during the 2024 Summer League, recording one made free throw in 8.2 minutes played
- Participated on the Nigerian Men's National Basketball Team
- Averaged 16.6 points and 11.3 rebounds while playing for Nigeria's Rivers Hoopers in the Basketball Africa League (BAL) in 2024

Personal Notes

- Son of Charles and Lilian Eke
- Has three siblings, Allen, Charles Jr., and Brenda
- Cousin of Chiney and Nneka Ogwumike

G League Career Highs	
PTS	
FGM	
FGA	
3FGM	
3FGA	
FTM	
FTA	
OREB	
DREB	
TREB	
AST	
STL	
BLK	
MIN	



#26 Blake Hinson | Forward

<u>Height</u>	<u>Birthdate</u>	<u>College</u>	<u>G League Experience</u>
6-7	12/26/1999	Pittsburgh	Rookie
<u>Weight</u>	<u>Birthplace</u>	<u>High School</u>	<u>NBA Experience</u>
235	Deltona, FL	Sunrise Christian	Rookie

Unselected in the 2024 NBA Draft... Signed an Exhibit 10 contract with GSW on 9/23/24... Signed with LAL as a Two-Way Player before being waived in July of 2024... Had a six-year collegiate career at Ole Miss (2018-2020), Iowa State (2020-2022), and Pittsburgh (2022-2024).

2023-24 REGULAR SEASON AVERAGES											
GP	GS	PPG	RPG	APG	SPG	BPG	MPG	FG%	3FG%	FT%	
-	-	-	-	-	-	-	-	-	-	-	-

Career Notes

- Averaged 16.8 points, 5.3 rebs, and 1.0 assists on 32.6 minutes through 69 games played (68 starts) at Pittsburgh
- 2023-24 First Team All-ACC selection and 2022-23 Second Team All-ACC selection
- Averaged the 5th most points in the ACC in 2023-24 (18.5 PPG) while shooting the highest 3-point percentage in the conference (41.2%)
- Named Riley Wallace Award winner in 2022-23, given to the top impact transfer in the NCAA
- Led the Panthers in 20+ points games (9), double-doubles (5), rebounds (6.0 rpg), and three-point field goals (97) in 2022-2023.

Personal Notes

- Son of Denny and Shandris Hinson
- Has one brother, Evan, who played football at South Carolina and was a member of the football and basketball team
- Father, Denny, played basketball at UCF and Indiana State

G League Career Highs	
PTS	
FGM	
FGA	
3FGM	
3FGA	
FTM	
FTA	
OREB	
DREB	
TREB	
AST	
STL	
BLK	
MIN	



#25 Javan Johnson | Forward

Height

6-6

Birthdate

1/5/1999

College

DePaul

G League Experience

One Season

Weight

198

Birthplace

Decatur, AL

High School

Austin

NBA Experience

None

Undrafted in the 2023 NBA Draft... Returns to Santa Cruz on an Exhibit 10 contract, appearing in 50 games for SCW last year... Had a six-year collegiate career at Troy (2017-2019), Iowa State (2019-2021), and DePaul (2021-2023).

2023-24 REGULAR SEASON AVERAGES

GP	GS	PPG	RPG	APG	SPG	BPG	MPG	FG%	3FG%	FT%
34	31	11.3	3.1	1.1	0.3	0.4	23.3	.406	.380	.857

Career Notes

- Appeared in 48 Showcase and Regular Season games for Santa Cruz last year, averaged 9.9 points, 2.8 rebounds, and 1.1 assists on 20.9 minutes
- Recorded a season-long team-high 8 made three-pointers on 2/28/24, shooting 8-of-16 from behind the arc and finishing with a season-high 27 points
- Had a 10-game streak from 2/3/24-3/4/24 averaging 16.0 PPG on 42.1% shooting in 2023-2024
- In his last year at DePaul, finished as the team's second highest scorer (14.2 PPG) while averaging 4.3 rebounds and 2.3 assists
- Hit the 4th most threes in the regular season across the BIG EAST (76 3PM) in 2022-2023

Personal Notes

- Majored in Liberal Studies at Iowa State for his undergrad degree
- Son of Ronika and Duane Johnson
- X (formerly Twitter): javan_johnson1

G League Career Highs

PTS	27 @ OKL 2/28/24
FGM	8 (4x); last @ RCR 3/29/24
FGA	19 vs. RAP 2/24/24
3FGM	8 @ OKL 2/28/24
3FGA	16 @ OKL 2/28/24
FTM	3 (2x); last @ OKL 2/28/24
FTA	3 (2x); last @ OKL 2/28/24
OREB	2 (6x); last vs. GLI 3/15/24
DREB	5 (4x); last @ RCR 3/30/24
TREB	6 (4x); last @ RCR 3/30/24
AST	6 vs. SLC 11/11/23
STL	2 vs. GLI 3/16/24
BLK	2 (2x); last @ MXC 3/3/24
MIN	36:51 vs. RAP 2/24/24



#31 Kevin Knox II | Forward

Height

6-7

Birthdate

8/11/1999

College

Kentucky

G League Experience

One Season

Weight

215

Birthplace

Tampa, FL

High School

Tampa Catholic

NBA Experience

Six Seasons

Drafted 9th overall in the 2018 NBA Draft by the New York Knicks... Has played 306 games (77 starts) for New York (2018-2022), Atlanta (2021-2022), Detroit (2022-2023 & 2023-2024), and Portland (2022-2023)... Appeared in 11 games (all starts) for the Rip City Remix in 2023-2024... Played one collegiate season of basketball at the University of Kentucky (2017-2018).

2023-24 REGULAR SEASON AVERAGES

GP	GS	PPG	RPG	APG	SPG	BPG	MPG	FG%	3FG%	FT%

Career Notes

- Has averaged 7.4 points (.392 FG%, .341 3P%, .723 FT%), 2.9 rebounds, and 0.7 assists throughout his six-year NBA career
- Averaged 22.6 points, 8.8 rebounds, 2.8 assists, and 1.1 blocks in 33.1 minutes per game last season with the Rip City Remix, was only one of three G League players to averaged 22+ pts, 8+ rebs, 2+ asts, and 1+ blocks through 10+ games played last year
- Averaged 12.8 points, 4.5 rebounds, and 1.1 assists (all career-highs) as a rookie for the Knicks
- Named SEC Co-Freshman of the Year (alongside Alabama's Collin Sexton), All-SEC First Team, SEC All-Freshman Team in his lone season at Kentucky
- Averaged 15.6 points (team-high), 5.4 rebounds, and 1.4 assists in 37 games (all starts) at Kentucky

Personal Notes

- Son of Michelle and Kevin Knox
- Has three siblings, Kobe, Karter and Ashley
- His father played wide receiver at Florida State and was part of the 1993 national championship team.

G League Career Highs

PTS	37 vs. SCW 3/30/24
FGM	12 (3x); last vs. SCW 3/30/24
FGA	22 (2x); last vs. MHU 3/3/24
3FGM	8 vs. MHU 3/4/24
3FGA	12 vs. MHU 3/4/24
FTM	4 vs. SCW. 3/30/24
FTA	5 vs. SCW 3/30/24
OREB	4 (2x); last vs. SBL 3/15/24
DREB	11 @ STO 3/17/24
TREB	14 @ STO 3/17/24
AST	5 @ STO 3/17/24
STL	2 (3x); last @ AUS 3/24/24
BLK	2 (4x); last 3/23/24
MIN	37:22 @ STO 3/17/24



#98 Seth Maxwell | Center

<u>Height</u>	<u>Birthdate</u>	<u>College</u>	<u>G League Experience</u>
7-0	11/21/98	Indiana Wesleyan	Rookie
<u>Weight</u>	<u>Birthplace</u>	<u>High School</u>	<u>NBA Experience</u>
240	Clark Summit, PA	The Hill School	None

Undrafted in the 2023 NBA Draft... Drafted 11th overall in the 2024 NBA G League draft by SCW... Had a five-year collegiate career at Indiana Wesleyan University (2018-2023)... Played overseas in the Georgian Superliga in 2023-2024 for BC Rustavi.

2023-24 REGULAR SEASON AVERAGES											
GP	GS	PPG	RPG	APG	SPG	BPG	MPG	FG%	3FG%	FT%	
-	-	-	-	-	-	-	-	-	-	-	-

Career Notes

- Averaged 14.5 points, 5.8 rebounds, and 1.4 assists in 24.7 minutes per game across 167 games (135 starts) in college
- Named Crossroads League Player of the Year in 2021-22, averaging 17.7 points (career-high), 6.5 rebounds, 1.8 assists, and 2.7 blocks per game through 35 games (all starts)
- Four-time Crossroad League Defensive Player of the Year (2019-2020, 2020-2021, 2021-2022, 2022-2023) and three-time All-Crossroads League 1st Team (2020-2021, 2021-2022, 2022-2023)
- Appeared in 20 games (17 starts) for BC Rustavi and averaged 11.1 points, 7.5 rebounds, and 1.9 blocks on 22.9 minutes per game

Personal Notes

- Was teammates with Joey Calcaterra while playing in "The Basketball Tournament" (TBT) in 2024 for Stars of Storrs, a UConn Alumni team.
- Instagram: @sethmaxwellbasketball

G League Career Highs	
PTS	
FGM	
FGA	
3FGM	
3FGA	
FTM	
FTA	
OREB	
DREB	
TREB	
AST	
STL	
BLK	
MIN	



#21 Quinten Post | Center | Two-Way Player

<u>Height</u>	<u>Birthdate</u>	<u>College</u>	<u>G League Experience</u>
7-0	3/21/2000	Boston College	Rookie
<u>Weight</u>	<u>Birthplace</u>	<u>High School</u>	<u>NBA Experience</u>
238	Amsterdam, NL	Cartesius Lyceum	Rookie

Signed two-way contract with Golden State Warriors on 9/26/24... Drafted by Golden State Warriors in the second round (52nd overall) of the 2024 NBA Draft... Golden State re-acquired his draft rights from Portland (via Oklahoma City) on July 6, 2024... Had a five-year collegiate career at Mississippi State (2019-2021) and Boston College (2021-2024)

2023-24 REGULAR SEASON AVERAGES											
GP	GS	PPG	RPG	APG	SPG	BPG	MPG	FG%	3FG%	FT%	
-	-	-	-	-	-	-	-	-	-	-	-

Career Notes

- Became the 34th Boston College player to be drafted to the NBA, first since Jerome Robinson (former Santa Cruz Warrior) was drafted in 2018
- Named East Team MVP at the 2024 NABC-Reese's DI All-Star Game, posting a 10-point, 11-rebound double-double
- Named ACC Most Improved Player of the Year and led BC in scoring (15.1 PPG) in 2022-2023
- One of three players in the last 30 years to record 50 threes, 100 assists, 50 blocks, and 30 steals in a season
- Only player in Division I to shoot better than 50/40/80; 53.9% FG, 42.6% 3FG, 86.0% FT (min. 10.0 ppg) in 2023-2024
- Represented Netherlands at the FIBA European U20 Championships in Portugal in July 2019

Personal Notes

- Majored in Sociology
- Instagram: @quintenpost_

G League Career Highs	
PTS	
FGM	
FGA	
3FGM	
3FGA	
FTM	
FTA	
OREB	
DREB	
TREB	
AST	
STL	
BLK	
MIN	



#44 Jackson Rowe | Forward

<u>Height</u>	<u>Birthdate</u>	<u>College</u>	<u>G League Experience</u>
6-7	1/4/1997	Cal State-Fullerton	One Season
<u>Weight</u>	<u>Birthplace</u>	<u>High School</u>	<u>NBA Experience</u>
210	Toronto, ONT	Wasatch Academy	None

Undrafted in the 2020 NBA Draft... Signed with GSW on an Exhibit 10 contract on 7/21/24... Appeared in 49 games for Santa Cruz in 2023-2024... Played four seasons at Cal State Fullerton (2016-2020)

2023-24 REGULAR SEASON AVERAGES										
GP	GS	PPG	RPG	APG	SPG	BPG	MPG	FG%	3FG%	FT%
31	18	13.8	7.1	2.6	1.4	1.5	30.8	.494	.356	.788


Career Notes

- Appeared in 16 Showcase, 31 regular season, and 2 postseason games for SCW in 2023-2024
- One of two Warriors to shoot better than 50/40/80 in the Showcase Cup in 2023-2024; 57.0% FG, 51.9% 3FG, 87.5% FT (min. 5 games)
- Averaged 12.1 points, 7.3 rebounds, and 1.8 assists in 30.5 minutes per game in 105 games played (101 starts) at Cal-State Fullerton (2016-2020)
- 2017 Big West Conference Freshman of the Year
- One of two players in school history to record 1,000+ points, 660+ rebounds, 160+ assists, 80+ blocks and 60+ steals
- Played overseas in France, Sweden, Canada, and Germany from 2020-2023
- 2021-2022 Champion in Sweden with the Norrköping Dolphins, averaged 16.3 points, 7.4 rebounds, and 4.9 assists in 46 games

Personal Notes

- Majored in Kinesiology at Cal State Fullerton
- Son of Roger Rowe and Barbara McWaters
- Has two siblings, Miles and Tanisha

G League Career Highs	
PTS	30 vs. SBL 3/27/24
FGM	12 vs. SBL 3/27/24
FGA	19 vs. SBL 3/27/24
3FGM	7 @ CLC 1/6/24
3FGA	13 vs. SBL 3/27/24
FTM	3 vs. IWA 3/9/24
FTA	3 (2x) vs. IWA 3/9/24
OREB	6 @ IMA 1/4/24
DREB	10 (4x); last vs. SBL 3/27/24
TREB	15 (2x); last vs. SBL 3/27/24
AST	5 (5x); last @ STO 4/4/24
STL	5 @ MXC 3/4/24
BLK	5 @ MHU 1/29/24
MIN	38:58 vs. SBL 1/13/24



#29 Donta Scott | Forward

<u>Height</u>	<u>Birthdate</u>	<u>College</u>	<u>G League Experience</u>
6-8	12/4/2000	Maryland	Rookie
<u>Weight</u>	<u>Birthplace</u>	<u>High School</u>	<u>NBA Experience</u>
230	Philadelphia, PA	Imhotep Charter	None

Undrafted in the 2024 NBA Draft... Signed with GSW on an Exhibit 10 contract on 9/17/24... Played five seasons at Maryland (2019-2024).

2023-24 REGULAR SEASON AVERAGES										
GP	GS	PPG	RPG	APG	SPG	BPG	MPG	FG%	3FG%	FT%
-	-	-	-	-	-	-	-	-	-	-

Career Notes

- Played in five games for the Warriors during the NBA 2k25 Summer League, averaging 5.6 points and 3.6 rebounds on 17.1 minutes
- Played five seasons at Maryland (2019-2024) and averaged 10.4 points, 5.3 rebounds, and 1.3 assists on 29.4 minutes per game over 162 games (146 starts) at Maryland
- 2023-2024 & 2022-2023 All-Big Ten Honorable Mention
- 2021-2022 & 2022-2023 Karl Malone Power Forward of the Year Award Watch List

Personal Notes

- Born in Philadelphia, Pennsylvania
- Mother's name is Sandra
- The youngest (and tallest) of four brothers and four sisters
- Authored WIRED DIFFERENTLY: My School Journey, a short story that uses his firsthand experience to encourage young people who learn differently to overcome obstacles

G League Career Highs	
PTS	
FGM	
FGA	
3FGM	
3FGA	
FTM	
FTA	
OREB	
DREB	
TREB	
AST	
STL	
BLK	
MIN	



#61 Pat Spencer | Guard | Two-Way Player

Height	Birthdate	College	G League Experience
6-2	7/4/1996	Northwestern	Three Seasons
Weight	Birthplace	High School	NBA Experience
202	Davidsonville, MD	Boys' Latin	One Season

Undrafted in the 2020 NBA Draft... Signed with GSW on a Two-Way Contract on 2/22/24... Played for Capital City Go-Go in 2021-2022... Played one season of collegiate basketball at Northwestern (2019-2020).

2023-24 REGULAR SEASON AVERAGES										
GP	GS	PPG	RPG	APG	SPG	BPG	MPG	FG%	3FG%	FT%
34	3	14.2	5.5	4.2	1.1	0.4	27.5	.448	.329	.911

Career Notes

- Played three games for the Warriors during the NBA 2k25 Summer League, tallying 14.7 points (70.4 FG%, 50 3P%, and 75 FT%), 2.3 rebounds, and 7.0 assists on 26.9 minutes per game
- Played in 79 games through three seasons in the NBA G League, 25 games for Capital City Go-Go in 2021-2022 and 54 games for the Santa Cruz Warriors over the past two seasons
- Averaged 14.2 points, 5.5 rebounds, and 4.2 assist in 34 regular season games in 2023-2024.
- Played professionally in Germany during the 2020-2021 season
- Appeared in six games for the Golden State Warriors throughout the 2023-2024 season, averaging 0.7 PPG, 0.7 RPG, and 0.8 APG on 4.3 minutes per game
- Averaged 10.4 PPG, 4.1 RPG, and 3.9 APG on 29.3 minutes per game at Northwestern

Personal Notes

- Played four season of collegiate lacrosse at Loyola prior to attending Northwestern
- Holds the Lacrosse NCAA Division I record for career assists with 231 assists
- Son of Donna and Bruce Spencer
- Has two younger brothers, Cameron and William

G League Career Highs	
PTS	29 vs. TEX 2/3/24
FGM	11 vs. TEX 2/3/24
FGA	20 vs. TEX 2/2/24
3FGM	6 vs. TEX 2/3/24
3FGA	11 vs. RAP 2/24/24
FTM	5 @ MXC 3/3/24
FTA	6 @ MHU 1/27/24
OREB	5 vs. ONT 11/5/22
DREB	11 vs. IWA 2/10/24
TREB	11 (2x) vs. IWA 2/10/24
AST	8 vs. RAP 2/24/24
STL	4 (2x) vs. RGV 3/12/24
BLK	3 (2x) @ OKL 2/29/24
MIN	39:53 vs. RAP 2/24/24

2023-2024 SEASON RECAP

2024-2025
SEASON SCHEDULE

SANTA CRUZ WARRIORS
& KAISER PERMANENTE
ARENA HISTORY

BASKETBALL OPERATIONS
& FRONT OFFICE STAFF

2024-2025 SANTA CRUZ
WARRIORS ROSTER

2023-2024 SEASON RECAP

SANTA CRUZ WARRIORS
FRANCHISE HISTORY

NBA & LEAGUE
INFORMATION



2023-2024 NBA G-LEAGUE TEAM RECORDS

2023-2024 NBA G LEAGUE FINAL SHOWCASE CUP STANDINGS

EAST	W-L	CENTRAL	W-L	SOUTH	W-L	WEST	W-L
WESTCHESTER KNICKS	13-4	FORT WAYNE MAD ANTS	15-2	OSCELA MAGIC	10-6	SANTA CRUZ WARRIORS	11-5
BIRMINGHAM SQUADRON	10-6	MOTOR CITY CRUISE	9-7	OKLAHOMA CITY BLUE	10-6	ONTARIO CLIPPERS	10-6
COLLEGE PARK SKYHAWKS	10-6	SIOUX FALLS SKYFORCE	8-8	MEXICO CITY CAPITANES	9-7	SALT LAKE CITY STARS	9-7
DELAWARE BLUE COATS	9-7	WINDY CITY BULLS	8-8	RIO GRANDE VALLEY VIPERS	9-7	SOUTH BAY LAKERS	8-8
LONG ISLAND NETS	9-7	IOWA WOLVES	6-10	AUSTIN SPURS	8-8	RIP CITY REMIX	8-8
CAPITAL CITY GO-GO	8-8	GRAND RAPIDS GOLD	6-10	TEXAS LEGENDS	6-10	STOCKTON KINGS	5-11
MAINE CELTICS	8-8	CLEVELAND CHARGE	5-11	MEMPHIS HUSTLE	5-11	G LEAGUE INGITE	4-12
GREENSBORO SWARM	4-12	WISCONSIN HERD	5-11				
RAPTORS 905	4-12						

2023-2024 NBA G LEAGUE FINAL REGULAR SEASON STANDINGS

EASTERN CONFERENCE		W-L	PCT	GB	HOME	ROAD	LAST 10	STREAK
OSCEOLA MAGIC		22-12	.647	-	8-9	14-3	6-4	Lost 2
FORT WAYNE MAD ANTS		21-13	.618	1	13-4	8-9	6-4	Won 2
MAINE CELTICS		21-13	.618	1	10-7	11-6	8-2	Won 1
CAPITAL CITY GO-GO		20-14	.588	2	12-5	8-9	5-5	Won 4
DELAWARE BLUE COATS		19-15	.559	3	9-8	10-7	3-7	Lost 3
LONG ISLAND NETS		19-15	.559	3	11-6	8-9	6-4	Lost 1
COLLEGE PARK SKYHAWKS		17-17	.500	5	10-7	7-10	5-5	Won 2
WISCONSIN HERD		17-17	.500	5	7-10	10-7	5-5	Won 1
MOTOR CITY CRUISE		16-18	.471	6	9-8	7-10	5-5	Lost 2
BIRMINGHAM SQUADRON		15-19	.441	7	8-9	7-10	4-6	Won 1
CLEVELAND CHARGE		15-19	.441	7	9-8	6-11	4-6	Lost 1
GREENSBORO SWARM		15-19	.441	7	10-7	5-12	5-5	Lost 3
WINDY CITY BULLS		15-19	.441	7	10-7	5-12	4-6	Lost 1
RAPTORS 905		13-21	.382	9	7-10	6-11	4-6	Won 2
WESTCHESTER KNICKS		12-22	.353	10	7-10	5-12	5-5	Lost 1
GRAND RAPIDS GOLD		11-23	.324	11	7-10	4-13	0-10	Lost 10
WESTERN CONFERENCE		W-L	PCT	GB	HOME	ROAD	LAST 10	STREAK
STOCKTON KINGS		24-10	.706	-	13-4	11-6	9-1	Won 2
SIOUX FALLS SKYFORCE		22-12	.647	2	12-5	10-7	5-5	Lost 2
OKLAHOMA CITY BLUE		21-13	.618	3	10-7	11-6	9-1	Won 4
AUSTIN SPURS		20-14	.588	4	10-7	10-7	7-3	Won 2
RIO GRANDE VALLEY VIPERS		20-14	.588	4	12-5	8-9	6-4	Won 1
SALT LAKE CITY STARS		20-14	.588	4	8-9	12-5	9-1	Lost 1
SANTA CRUZ WARRIORS		20-14	.588	4	11-6	9-8	7-3	Won 2
MEXICO CITY CAPITANE		19-15	.559	5	10-7	9-8	7-3	Won 3
RIP CITY REMIX		18-16	.529	6	9-8	9-8	4-6	Lost 4
SOUTH BAY LAKERS		18-16	.529	6	9-8	9-8	4-6	Lost 2
TEXAS LEGENDS		18-16	.529	6	12-5	6-11	4-6	Lost 2
MEMPHIS HUSTLE		15-19	.441	9	7-10	8-9	3-7	Won 1
ONTARIO CLIPPERS		15-19	.441	9	8-9	7-10	4-6	Won 1
IOWA WOLVES		7-27	.206	17	3-14	4-13	1-9	Lost 3
G LEAGUE IGNITE		2-32	.059	22	2-15	0-17	0-10	Lost 14

2024-2025 SEASON SCHEDULE
SANTA CRUZ WARRIORS & KAISER PERMANENTE ARENA HISTORY
BASKETBALL OPERATIONS & FRONT OFFICE STAFF
2024-2025 SANTA CRUZ WARRIORS ROSTER
2023-2024 SEASON RECAP
SANTA CRUZ WARRIORS FRANCHISE HISTORY
NBA G LEAGUE INFORMATION

2023-2024 NBA G-LEAGUE AWARDS

2023-2024 NBA G LEAGUE AWARD WINNERS

- Most Valuable Player:** Mac McClung (Osceola Magic)
Dennis Johnson Coach of the Year: Lindsey Harding (Stockton Kings)
Rookie of the Year: Oscar Tshiebwe (Indiana Mad Ants)
Defensive Player of the Year: Shaquille Harrison (South Bay Lakers)
Jason Collier Sportsmanship Award: Gabe Osabuohien (Cleveland Charge)
Most Improved Player: Alondes Williams (Sioux Falls Skyforce)
Basketball Executive of the Year: Eric Amsler (Sioux Falls Skyforce)
NBA G League Finals MVP: Ousmane Dieng (Oklahoma City Blue)
Winter Showcase MVP: Brandon Goodwin (Westchester Knicks)

2023-2024 ALL-NBA G LEAGUE TEAMS

FIRST TEAM	SECOND TEAM	THIRD TEAM
Kenneth Lofton Jr. (Salt Lake City)	Darius Bazley (Salt Lake City)	JD Davison (Maine)
Mac McClung (Osceola)	Justin Champagnie (Capital City)	Elfrid Payton (Indian)
Jason Preston (Salt Lake City)	Malcolm Hill (Birmingham)	Jahmi'us Ramsey (Oklahoma City)
Oscar Tshiebwe (Indiana)	Mason Jones (Stockton)	Adama Sanogo (Windy City)
Alondes Williams (Sioux Falls)	Trevelin Queen (Osceola)	Ethan Thompson (Mexico City)

2023-2024 NBA G LEAGUE ALL-ROOKIE TEAM

Kendric Davis (Santa Cruz)

Jordan Miller (Ontario)

Adama Sanogo (Windy City)

Terquavion Smith (Delaware)

Oscar Tshiebwe (Indiana)

2023-2024 NBA G LEAGUE ALL-DEFENSIVE TEAM

Darius Bazley (Salt Lake City)

Shaquille Harrison (South Bay)

Nate Hinton (Rio Grande Valley)

Kylor Kelley (Maine)

Trhae Mitchell (Rio Grande Valley)



KENDRIC DAVIS

2023-2024 SANTA CRUZ WARRIORS
PLAYOFF OVERVIEW



Western Conference Quarterfinals Warriors 113, Stars 111 Kaiser Permanente Arena Santa Cruz, CA														
DATE	GAME	FGM-A	FG%	3FG-A	3FG%	FT-A	FT%	OR-DR-TR	AST	PF	ST	TO	BS	PTS
4/2/24	SCW	47-108	.435	14-43	.326	4-6	.667	16-36-52	32	16	7	7	8	113
2,168	vs. SLC	43-96	.448	8-39	.205	10-13	.769	13-39-52	23	23	6	11	10	111
1ST QTR 2ND QTR 1ST HALF 3RD QTR 4TH QTR 2ND HALF FINAL								POINTS LEADER REBOUND LEADER ASSIST LEADER						
SCW	20	32	52	33	28	61	113	SCW	Spencer - 20		Garuba - 19		Davis - 11	
SLC	25	21	46	30	35	65	111	SLC	Bazley - 30		Bazley - 12		Preston - 6	

Western Conference Semifinals Kings 112, Warriors 109 Adventist Health Arena Stockton, CA														
DATE	GAME	FGM-A	FG%	3FG-A	3FG%	FT-A	FT%	OR-DR-TR	AST	PF	ST	TO	BS	PTS
4/4/24	SCW	42-88	.477	11-32	.344	8-13	.615	16-32-48	27	17	11	20	6	109
3,197	@ STO	39-82	.476	12-35	.343	16-18	.889	8-26-34	25	20	13	17	7	112
1ST QTR 2ND QTR 1ST HALF 3RD QTR 4TH QTR 2ND HALF FINAL								POINTS LEADER REBOUND LEADER ASSIST LEADER						
SCW	21	24	45	37	27	64	109	SCW	Davis - 23		Garuba - 13		Davis - 9	
STO	23	28	51	28	33	61	112	STO	Johnson - 25		Slawson - 9		Jones - 12	

WARRIORS 2024 NBA G LEAGUE PLAYOFFS STATISTICS

	FIELD GOALS						3-POINT FGS			FREE THROWS			REBOUNDS											
NAME	GP	GS	MIN	FGM	FGA	PCT	FGM	FGA	PCT	FT	FTA	PCT	OFF	DEF	TOT	AST	PF	STL	TO	BLK	PTS	PPG		
Spencer	2		61	14	28	.500	6	10	.600	4	6	.667	2	8	10	10	3	4	4	0	40	20.0		
Garuba	2	2	71	15	28	.536	2	7	.286	4	5	.800	13	19	32	5	8	2	1	5	39	19.5		
Davis	2	2	68	15	41	.366	6	19	.316	1	1	1.000	0	8	8	20	4	4	4	0	37	18.5		
Jav. Johnson	2	2	56	10	22	.455	6	14	.429	0	1	.000	1	4	5	2	2	2	2	1	26	13.0		
Rowe	2		63	12	22	.545	0	6	.000	0	2	.000	6	14	20	10	2	3	3	2	24	12.0		
Santos	2	2	59	9	28	.321	3	10	.300	1	1	1.000	9	5	14	3	3	8	8	5	23	11.5		
Williams	2	2	52	7	14	.500	1	6	.167	2	2	1.000	0	7	4	1	5	1	1	1	18	9.0		
Collins	2		40	6	11	.545	1	2	.500	0	1	.000	1	2	3	7	5	4	4	0	13	6.5		
Burk	2		11	1	2	.500	0	1	.000	0	0	-	0	1	1	1	1	0	0	0	2	1.0		
Fletcher	DNP - Coach's Decision																							
Roberts	DNP - Coach's Decision																							
Whitt	DNP - Coach's Decision																							
WARRIORS	2	2	96	89	196	.454	25	75	.333	12	19	.632	W32	68	100	59	33	18	28	14	222	111.0		
OPPONENT	2	2	96	82	178	.461	20	74	.270	26	31	.839	21	65	86	48	33	19	29	17	223	111.5		

2024-2025
SEASON SCHEDULE

SANTA CRUZ WARRIORS
& KAISER PERMANENTE
ARENA HISTORY

BASKETBALL OPERATIONS
& FRONT OFFICE STAFF

2024-2025 SANTA CRUZ
WARRIORS ROSTER

2023-2024 SEASON RECAP

SANTA CRUZ WARRIORS
FRANCHISE HISTORY

NBA G LEAGUE
INFORMATION

2023-2024 SANTA CRUZ WARRIORS
REGULAR SEASON STATISTICS

2024-2025
SEASON SCHEDULE

SANTA CRUZ WARRIORS
& KAISER PERMANENTE
ARENA HISTORY

BASKETBALL OPERATIONS
& FRONT OFFICE STAFF

2024-2025 SANTA CRUZ
WARRIORS ROSTER

2023-2024 SEASON RECAP

SANTA CRUZ WARRIORS
FRANCHISE HISTORY

NBA G LEAGUE
INFORMATION

NAME	GP	GS	MIN	FIELD GOALS			3-POINT FGS			FREE THROWS			REBOUNDS				PF	STL	TO	BLK	PTS	PPG
				FGM	FGA	PCT	FGM	FGA	PCT	FT	FTA	PCT	OFF	DEF	TOT	AST						
Quinones	1	1	26	6	16	37.5	6	11	54.5	4	8	50.0	0	0	0	4	5	2	2	0	22	22.0
Williams	32	32	933	229	476	48.2	58	193	30.1	72	102	70.6	33	105	138	60	102	22	76	16	642	20.1
Davis	34	34	1066	215	510	42.2	91	254	35.8	77	101	76.2	18	137	155	301	64	43	74	0	637	18.7
Santos	17	17	512	86	197	43.7	39	110	35.5	29	40	72.5	29	101	130	50	46	11	52	9	258	15.2
Spencer	34	3	934	181	404	44.8	48	146	32.9	51	56	91.1	26	160	186	142	55	39	75	14	484	14.2
Rowe	31	17	956	161	326	49.4	67	188	35.6	26	33	78.8	68	151	219	82	55	43	48	45	429	13.8
Garuba	21	20	566	120	214	56.1	13	32	40.6	22	35	63.9	90	141	231	50	72	28	41	25	286	13.6
Green	10	0	222	46	94	48.9	11	31	35.5	14	17	82.4	11	57	68	8	21	13	15	7	128	12.8
Jav. Johnson	34	30	792	139	342	40.6	90	237	38.0	12	14	85.7	30	75	105	39	43	11	28	12	384	11.3
Robinson	2	0	26	5	10	50.0	1	5	20.0	4	5	80.0	0	3	3	6	4	0	3	1	16	8.0
Brimah	21	9	484	58	79	73.4	0	0	-	20	26	76.9	52	98	150	12	49	3	27	59	150	7.1
Collins	34	4	843	75	170	44.1	27	68	39.7	25	36	69.4	16	72	88	174	51	34	71	3	214	6.3
Nzeakor	3	0	45	7	11	63.6	0	0	-	2	3	66.7	2	7	9	1	4	1	1	2	17	5.7
Burk	29	0	478	51	136	37.5	30	96	31.3	10	12	83.3	17	33	50	26	45	15	21	6	150	5.5
Whitt	22	0	283	50	94	53.2	0	0	-	5	7	71.4	23	31	54	17	22	6	8	5	108	4.9
Fletcher	5	0	76	9	24	37.5	1	11	9.1	2	2	100	7	10	17	1	1	2	2	1	21	4.2
Jay. Johnson	1	0	16	0	4	0.0	0	0	-	0	0	-	4	8	12	1	3	0	4	0	0	0.0
WARRIORS	34	34	1646	1438	3106	46.3	482	1382	34.9	375	497	75.5	426	1189	1615	968	642	273	588	205	3946	116.1
OPPONENT	34	34	1646	1480	3184	46.5	433	1255	34.5	348	482	72.2	438	1102	1540	887	700	327	512	201	3967	116.7

SINGLE-GAME HIGHS								AVERAGE PER GAME								CAREER HIGHS (S=SET, T=TIED THIS SEASON)							
NAME	MIN	REB	AST	STL	TO	BLK	PTS	MIN	REB	AST	STL	TO	BLK	PTS	FGM	FGA	FTM	FTA	REB	AST	PTS		
Quinones	26	0	4	2	2	0	22	26.2	0	4.0	2.0	2.0	0.0	22.0	15	29	11	14	12	13	46		
Williams	38	11	5 (2x)	6	5 (3x)	2 (2x)	30	29.1	4.3	1.9	0.7	2.4	0.5	20.1	12-S	20-S	6-S	9-S	11-S	6	30-S		
Davis	39	10	16	5	7	0	35	31.4	4.6	8.9	1.3	2.2	0.0	18.7	12-S	22-S	7-S	7-S	10-S	16-S	35-S		
Santos	37 (2x)	14	6 (2x)	2	6 (3x)	2	28	30.1	7.6	2.9	0.6	3.1	0.5	15.2	11	20-S	4-S	5-S	14-S	6-T	31		
Spencer	40	11	8 (2x)	4	7	3	29	27.5	5.5	4.2	1.1	2.2	0.4	14.2	11-S	18-S	5-S	6-S	11-S	8-S	29-S		
Rowe	39	15 (2x)	5 (3x)	5	5	5	30	30.8	7.1	2.6	1.4	1.5	1.5	13.8	12-S	19-S	3-S	3-S	15-S	5-S	30-S		
Garuba	35	19	7	4 (3x)	5	5	24	26.9	11.0	2.1	1.3	2.0	1.2	13.6	12-S	16-S	3-S	5-S	19-S	7-T	24-S		
Green	30	12 (2x)	2	3 (2x)	3 (2x)	2 (3x)	21	22.2	6.8	0.8	1.3	1.5	0.7	12.8	8-S	13-S	3-S	5-S	12-S	2-S	21-S		
Jav. Johnson	37	6 (4x)	5	2	3	2	27	23.3	3.1	1.1	0.3	0.8	0.4	11.3	8-S	19-S	3-S	3-S	6-S	5-S	27-S		
Robinson	25	3	6	0	3	1	16	12.8	1.5	3.0	0.0	1.5	0.5	8.0	13	27	7	9	10	11	36		
Brimah	36	14	4	2	4 (3x)	5 (2x)	17	23.1	7.1	0.6	0.1	1.3	2.8	7.1	11	16	6	12	18	4-T	22		
Collins	37	8	10 (2x)	3 (4x)	6	1 (3x)	16	24.8	2.6	5.1	1.0	2.1	0.1	6.3	7-S	14-S	4-S	4-S	8-S	10-S	16-S		
Nzeakor	20	3 (3x)	1	1	1	2 (2x)	9	14.9	3.0	0.3	0.3	0.3	0.7	5.7	6	11	3	5	12	7	15		
Burk	27	6	4 (2x)	3	2 (7x)	1 (6x)	14	16.5	1.7	0.9	0.5	0.7	0.2	4.2	13	20	6	7	7	4-T	39		
Whitt	28	9	3	1	2	1 (5x)	20	12.0	2.5	0.8	0.3	0.4	0.2	4.9	9-S	12-S	2-S	2-T	9-S	3-T	20-S		
Fletcher	23	9	1 (2x)	2	1 (3x)	1	12	9.3	3.4	0.2	0.4	0.4	0.2	4.2	5-S	14-T	2	3	9-S	2	12-T		
Jay. Johnson	16	12	1	0	4	0	0	16.2	12.0	1.0	0.0	4.0	0.0	0.0	9	14	5	8	22	7	23		
WARRIORS	50	64	38	14	29	10 (3x)	139	48.2	47.5	28.5	8.0	17.3	6.0	116.1	59	114	33	43	66	42	148		
OPPONENT	50	58	44	17	22 (2x)	13	160	248.4	45.3	26.1	9.6	15.1	5.9	116.7	61-S	120	42	54	64	44-S	160-S		

2023-2024 SANTA CRUZ WARRIORS
WINTER SHOWCASE STATISTICS

2024-2025
SEASON SCHEDULE

SANTA CRUZ WARRIORS
& KAISER PERMANENTE
ARENA HISTORY

BASKETBALL OPERATIONS
& FRONT OFFICE STAFF

2024-2025 SANTA CRUZ
WARRIORS ROSTER

2023-2024 SEASON RECAP

SANTA CRUZ WARRIORS
FRANCHISE HISTORY

NBA G LEAGUE
INFORMATION

NAME	GP	GS	MIN	FIELD GOALS			3-POINT FGs			FREE THROWS			REBOUNDS									PTS	PPG
				FGM	FGA	PCT	FGM	FGA	PCT	FT	FTA	PCT	OFF	DEF	TOT	AST	PF	STL	TO	BLK			
Podziemski	1	1	31	10	19	52.6	3	5	60.0	1	1	100	1	6	7	4	1	0	2	0	24	24.0	
Williams	16	9	389	69	153	45.1	18	64	28.1	20	26	76.9	24	34	58	26	41	18	29	8	194	12.1	
Santos	15	15	431	82	170	48.2	23	78	29.5	21	31	67.7	23	74	97	48	42	10	39	6	224	14.9	
Rowe	16	1	368	57	100	57.0	28	54	51.9	7	8	87.5	19	58	77	21	23	11	23	12	155	9.7	
Jav. Johnson	14		210	30	82	36.6	23	64	35.9	3	3	100	6	24	30	16	16	3	15	5	90	6.4	
Jay. Johnson	15	2	273	40	663	63.5	0	0	-	8	16	50.0	47	81	128	18	32	2	14	12	95	6.3	
Robinson	10	8	278	51	128	39.8	20	62	32.3	21	23	91.3	9	29	38	31	25	12	18	4	157	15.7	
Whitt	9		61	2	5	40.0	0	0	-	1	1	100	1	10	11	4	4	3	0	0	6	0.7	
Davis	16	15	458	98	223	43.9	37	103	35.9	19	28	67.9	11	48	59	89	29	21	33	0	265	16.6	
Quinones	15	15	477	114	276	41.3	44	140	31.4	50	61	82.0	21	75	96	53	37	16	34	5	354	23.6	
Burk	6		59	5	11	36.4	2	6	33.3	0	0	0.0	3	5	8	6	2	0	3	1	10	1.7	
Spencer	9		133	25	42	59.5	7	17	41.2	2	4	50.0	5	18	23	26	15	7	17	1	60	6.7	
Jackson-Davis	4	4	113	28	37	75.7	0	1	0.0	8	12	66.7	11	19	30	10	4	4	3	10	70	17.5	
Garuba	14	10	310	71	109	65.1	2	8	25.0	6	12	50.0	49	74	123	24	37	12	25	23	153	10.9	
Collins	16		265	23	44	52.3	2	5	40.0	5	6	83.3	10	18	28	63	22	6	36	1	58	3.6	
WARRIORS	16	16	771	704	1462	48.2	209	607	34.4	172	232	74.1	240	573	813	439	330	125	304	88	1915	119.7	
OPPONENT	16	16	771.2	658	1461	45.0	214	609	35.1	179	240	74.6	182	455	637	407	322	162	263	98	1819	113.7	

NAME	SINGLE-GAME HIGHS							AVERAGE PER GAME							CAREER HIGHS (S=SET, T=TIED THIS SEASON)						
	MIN	REB	AST	STL	TO	BLK	PTS	MIN	REB	AST	STL	TO	BLK	PTS	FGM	FGA	FTM	FTA	REB	AST	PTS
Podziemski	31	7	4	0	2	0	31	31.3	7.0	4.0	0.0	2.0	0.0	24.0	10-S	19-S	1-S	1-S	7-S	4-S	24-S
Williams	34	10	3 (5x)	3	6	1 (8x)	29	24.3	3.6	1.6	1.1	1.8	0.5	12.1	10	21	5-S	5-T	10-S	4	29-S
Santos	36	12	8	2	6 (2x)	2 (2x)	29	28.7	6.5	3.2	0.7	2.6	0.4	14.9	11	18	3	4	11	6	31
Rowe	29	9	6	2 (4x)	3 (3x)	3	19	23.0	4.8	1.3	0.7	1.4	0.8	9.7	6-S	10-S	2-S	2-S	9-S	6-S	19-S
Jav. Johnson	30	5	6	1 (3x)	3	1 (5x)	20	15.0	2.1	1.1	0.2	1.1	0.4	6.4	6-S	14-S	1-S	1-S	5-S	6-S	20-S
Jay. Johnson	33	24	4 (2x)	1 (2x)	3	3	17	18.2	8.5	1.2	0.1	0.9	0.8	6.3	7-S	11-T	2-T	4-S	24-S	4-S	17-S
Robinson	36	7	6	3	5	2	27	27.8	3.8	3.1	1.2	1.8	0.4	15.7	10	15-T	7-S	8-S	7-S	7	27-S
Whitt	25	5	2	1 (3x)	0 (9x)	0 (9x)	4	6.8	1.2	0.4	0.3	0.0	0.0	0.7	3	8	1-T	4	10	5	9
Davis	34 (2x)	9	14	3 (3x)	4 (2x)	0 (16x)	28	28.6	3.7	5.6	1.3	2.1	0.0	16.6	10-S	17-S	3-S	4-S	9-S	14-S	28
Quinones	38	13	7	4	4 (3x)	2	37	31.8	6.4	3.5	1.1	2.3	0.3	23.6	13-S	28-S	12-S	13-S	13-S	7-S	37-S
Burk	26	5	3	0 (6x)	3	1	5	9.8	1.3	1.0	0.0	0.5	0.2	1.7	6	10	2	3	5-T	9	18
Spencer	22	5	7	4	5	1	13	14.8	2.6	2.9	0.8	1.9	0.1	6.7	9	18	3	3	11	9	22
Jackson-Davis	31	12	4	2	2	6	28	28.3	7.5	2.5	1.0	0.8	2.5	17.5	11-S	13-S	3-S	4-S	12-S	4-S	28-S
Garuba	33	16	3 (4x)	3 (2x)	4	4	18	22.1	8.8	1.7	0.9	1.8	1.6	10.9	9-S	16-S	2-S	3	17	3-T	18-T
Collins	28	4 (2x)	12	2	7	1	10	16.6	1.8	3.9	0.4	2.3	0.1	3.6	4-S	8-S	1-S	2-S	4-S	12-S	10-S
WARRIORS	53	60	37	13	26	13	153	48.2	50.8	27.4	7.8	19.0	5.5	119.7	55	112	22	25	60	37	153
OPPONENT	53	48	35	17	25	12 (2x)	127	48.4	39.8	25.4	10.1	16.4	6.1	113.7	46	98	17	23	48	35	127

2023-2024 WARRIORS RECORD & PLAYER STATISTICS BREAKDOWN

WARRIORS RECORD WHEN...			
	Overall	Home	Road
Scoring below 90			
Scoring 90-99	1-2	1-1	0-1
Scoring 100-109	4-10	2-4	2-6
Scoring 110-119	7-5	5-3	2-2
Scoring 120-129	12-2	7-0	5-2
Scoring 130+	8-1	2-0	6-1
Opp. scoring below 90	1-0	1-0	
Opp. scoring 90-99	3-0	2-0	1-0
Opp. scoring 100-109	5-3	2-2	3-1
Opp. scoring 110-119	15-6	10-3	5-3
Opp. scoring 120-129	8-8	2-3	6-5
Opp. scoring 130+	0-3		0-3
Higher FG% than opp.	26-4	14-1	12-3
Lower FG% than opp.	6-16	3-7	3-9
Same FG% as opp.			
More FTM than opp.	16-9	8-3	8-6
Fewer FTM than opp.	14-8	8-4	6-4
Same FTM as opp.	2-3	1-1	1-2
More 3FGM than opp.	22-5	12-4	10-1
Less 3FGM than opp.	9-13	5-4	4-9
Same 3FGM as opp.	1-2		1-2
More bench PTS than opp.	20-10	11-5	9-5
Less bench PTS than opp.	12-10	6-3	6-7
Bench scoring equal			
Outrebounded opp.	22-14	12-7	10-7
Outrebounded by opp.	8-7	3-2	5-5
Tied in rebounding	1-0	1-0	
More assists than opp.	27-8	16-4	11-4
Less assists than opp.	3-10	1-4	2-6
Same assists as opp.	2-2		2-2
More turnovers than opp.	14-17	8-7	6-10
Less turnovers than opp.	12-2	5-1	7-1
Same turnovers as opp.	4-1	3-0	2-1
More PTS in paint than opp.	18-10	16-1	2-9
Less PTS in paint than opp.	13-9	4-7	9-2
Same PTS in paint as opp.	1-1	1-0	0-1
More 2nd chance PTS than...	15-9	9-4	6-5
Less 2nd chance PTS than...	16-9	7-3	9-6
Equal 2nd chance PTS as...	1-2	1-2	0-1
More fast break PTS than...	11-5	6-3	5-2
Less fast break PTS than...	19-15	11-5	8-10
Equal fast break PTS as...	2-0		2-0
Leading at halftime	17-7	10-4	7-3
Trailing at halftime	14-13	7-4	7-9
Tied at halftime	1-0		1-0
Leading after 3rd QTR	20-3	11-2	9-1
Trailing after 3rd QTR	11-17	6-7	5-10
Tied after 3rd QTR	1-0		1-0

CATEGORY	WARRIORS	OPPONENT
POINTS	37 - Quinones vs. SBL (12/12/23)	43 - Hamilton vs. SBL (3/27/24)
REBOUNDS	24 - Jay. Johnson vs. RCR (12/1/23)	17 - Porter vs. RAP (2/24/24)
ASSISTS	16 - Davis vs. GLI (3/16/24)	16 - Jones @ STO (3/21/24)
STEALS	6 - Williams @ IMA (1/2/24)	5 (4x); latest Gray vs. AUS (3/6/24)
BLOCKS	6 - Jackson-Davis vs. ONT (12/5/23)	7 (2x); latest Brown III vs. TEX (2/2/24)
FGs MADE	13 - Quinones vs. ONT (12/5/23)	16 - Hamilton vs. SBL (3/27/23)
FGs ATTEMPTED	28 - Quinones vs. ONT (12/5/23)	29 (3x); latest - Hamilton vs. SBL (3/27/23)
3FGs MADE	8 (2x); latest - Jav. Johnson @ OKL (2/28/24)	8 - Bates @ CLC (1/6/24)
3FGs ATTEMPTED	16 - Jav. Johnson @ OKL (2/28/24)	15 - Bates @ CLC (1/6/24)
FTs MADE	12 - Quinones vs. SBL (12/12/23)	9 - Freeman-Liberty vs. RAP (2/24/24)
FTs ATTEMPTED	13 - Quinones vs. SBL (12/12/23)	12 - Freeman-Liberty vs. RAP (2/24/24)
TURNOVERS	7 - Spencer vs. RAP (2/24/24)	7 - Spalding vs. RGV (3/12/24)

NUMBER OF TIMES A WARRIOR RECORDED... (Showcase + Regular Season + Postseason)										# OF TIMES LEADING IN... (including ties)						
PLAYER	POINTS				10+ REB	10+ AST	DOUBLE-DOUBLE	TRIPLE-DOUBLE	3+ STL	3+ BLK	PTS	REB	AST	STL	BLK	MIN
	10+	20+	30+	40+												
Burk	4													2		
Brimah	6				5		4					7		1	16	1
Collins	11					2	1						13	5		2
Davis	40	21	4		1	16	16	1			10	3	36	13		10
Fletcher	2													1		
Garuba	27	3			21		16				1	25	1	7	19	2
Green	7	1			2		2					2		2	1	
Jackson-Davis	3	1			2		2				1	2		1	3	
Jav. Johnson	22	6									2			1	3	1
Podziemski		1														
Quinones	8	5	4		1		1				8	2	7	5	2	6
Roberts																
Robinson	4	4									2		2	3	5	2
Rowe	34	5	1		7		4				5	5	2	14	9	5
Santos	23	8			6		3				4	4	5	4	5	12
Spencer	32	8			3		2				7	2	1	13	2	2
Whitt	3	1														
Williams	36	22	1		1		1				12	2		8	6	9

Record by Month	November: 5-1	December: 6-6	January: 7-4	February: 5-4	March: 8-4	April: 1-1	
Record by Day	Mon: 2-2	Tues: 7-1	Wed: 2-2	Thur: 2-6	Fri: 9-3	Sat: 8-4	Sun: 2-2

2024-2025 SEASON SCHEDULE

SANTA CRUZ WARRIORS & KAISER PERMANENTE ARENA HISTORY

BASKETBALL OPERATIONS & FRONT OFFICE STAFF

2024-2025 SANTA CRUZ WARRIORS ROSTER

2023-2024 SEASON RECAP

SANTA CRUZ WARRIORS FRANCHISE HISTORY

NBA G LEAGUE INFORMATION

2023-2024 TEAM HIGHS, LOWS, AND LASTS
(SHOWCASE AND REGULAR SEASON)

CATEGORY	WARRIORS		OPPONENT	
PTS	153 @ GLI (12/8/23)	95 vs. RCR (12/2/23)	160 @ OKL (2/29/24)	88 vs. GLI (3/15/24)
PTS, 1ST QTR	42* vs. MHU (1/27/24)	17 vs. RCR (12/2/23)	45 vs. IWA (2/9/24)	18* vs. RAP (2/23/24)
PTS, 2ND QTR	44 @ SBL (12/14/24)	18 vs. SLC (12/10/23)	43 vs. TEX (2/3/24)	14* @ MXC (12/28/23)
PTS, 1ST HALF	76* vs. IWA (2/9/24)	45 vs. RCR (12/2/12)	81 @ OKL (2/29/24)	39 vs. GLI (3/15/24)
PTS, 3RD QTR	47 @ RCR (3/30/24)	13 @ STO (3/23/24)	47 @ STO (3/21/24)	15 vs. RGV (3/12/24)
PTS, 4TH QTR	40 @ GLI (12/8/23)	15 vs. RCR (12/1/23)	45 @ OKL (2/29/24)	16 @ OKL (2/28/24)
PTS, 2ND HALF	80 @ SLC (11/21/23)	32 @ OKL (2/29/24)	79 @ OKL (2/29/24)	45 vs. MXC (11/25/23)
PTS, OT	9* vs. TEX (2/2/24)	2* vs. RAP (2/24/24)	8 vs. RAP (2/24/24)	0 vs. STO (12/16/23)
FGM	55 @ GLI (12/8/23)	32 vs. RCR (12/2/23)	61 @ OKL (2/29/24)	33 vs. RCR (12/1/23)
FGA	112 @ SLC (11/21/23)	73 vs. MXC (3/3/24)	111 @ OKL (2/29/24)	76 @ MXC (3/4/24)
FG%	.585 @ GLI (12/8/23)	.354 vs. SXF (12/29/23)	.575 @ SLC (1/23/24)	.371 vs. RCR (12/1/23)
3FGM	22 *@ OKL (2/28/24)	8 *vs. RGV (3/12/24)	25 @ OKL (2/29/24)	6* vs. RGV (3/10/24)
3FGA	52 *vs. SBL (3/27/24)	28 *at MXC (3/4/24)	52* @ OKL (2/29/24)	29* vs. GLI (3/16/24)
3FG%	.537 @ GLI (12/8/23)	.195 at SBL (2/12/24)	.481 @ OKL (2/29/24)	.171 vs. LIN (1/15/24)
FTM	22 @ SBL (12/12/23)	3 vs. IWA (2/10/24)	17 vs. WES (12/21/24)	3 vs. GLI (3/15/24)
FTA	25 @ SBL (12/12/23)	6 *vs. SLC (4/2/24)	25 vs. RAP (2/23/24)	5 vs. GLI (3/15/24)
FT%	1.000* @ STO (3/23/24)	.500 *vs. IWA (2/10/24)	1.000* vs. STO (12/16/23)	.455 vs. GLI (11/7/23)
TOTAL REB	62 *vs. RAP (2/23/24)	35 at RCR (3/29/24)	57 vs. RAP (2/23/24)	32 @ GLI (12/8/23)
OFF REB	27 @ SLC (11/21/23)	5 @ RCR (3/29/24)	20 vs. IWA (2/10/24)	5 @ SLC (1/23/24)
DEF REB	46 *vs. RAP (2/23/24)	23 @ ONT (11/27/23)	42 @ OKL (2/29/24)	20 vs. STO (11/10/23)
AST	37 @ GLI (3/16/24)	17 @ MCC (12/19/23)	43 @ OKL (2/29/24)	17 vs. RGV (3/10/24)
STL	15 @ RGV (3/12/24)	4* vs. SBL (3/27/24)	17 @ ONT (11/27/23)	3 @ SLC (1/23/24)
TO	29 vs. SBL (1/13/24)	6* @ GLI (3/16/24)	23 @ ONT (11/27/23)	7 @ OKL (2/29/24)
BLK	13 vs. SLC (11/11/23)	1 @ SLC (1/23/24)	15 vs. SLC (12/10/23)	1 @ STO (3/23/24)
PTS IN PAINT	80 vs. SLC (11/11/23)	36 vs. ONT (1/20/24)	70* vs. IWA (2/10/24)	34 @ CLC (1/6/24)
2ND CHANCE PTS	30 @ SLC (11/21/23)	4 vs. SBL (1/13/24)	26* vs. MXC (3/3/24)	6 @ SLC (11/21/23)
FAST BREAK PTS	36 vs. MHU (1/27/24)	3 vs. SLC (12/10/23)	41 @ SBL (12/12/23)	2 @ GLI (11/19/23)
PTS OFF TOs	32 vs. RGV (3/12/24)	4 @ STO (3/21/24)	40 vs. WES (12/21/23)	6 @ GLI (3/16/24)

2024-2025
SEASON SCHEDULE

SANTA CRUZ WARRIORS
& KAISER PERMANENTE
ARENA HISTORY

BASKETBALL OPERATIONS
& FRONT OFFICE STAFF

2024-2025 SANTA CRUZ
WARRIORS ROSTER

2023-2024 SEASON RECAP

SANTA CRUZ WARRIORS
FRANCHISE HISTORY

NBA G LEAGUE
INFORMATION

WARRIORS 2023-2024 GAME-BY-GAME

Date	Opp	W/L	Score	Record	SCW Pts Leader	SCW Reb Leader	SCW Ast Leader	Opp. Pts Leader	Attendance
SHOWCASE CUP									
11/10/2023	vs. STO	W	125-114	1-0	Jackson-Davis 28	Jackson-Davis 12	Davis/Quinones 7	Lamb 22	2476 (Sellout)
11/11/2023	vs. SLC	W	129-115	2-0	Davis 20	Jay. Johnson 12	Davis 8	Sensabaugh 27	2288
11/17/2023	vs. GLI	W	121-112	3-0	Santos 29	Santos/Jackson-Davis/ Quinones 10	Davis/Quinones 5	Jenkins 20	2476 (Sellout)
11/19/2023	@ GLI	W	125-101	4-0	Robinson 23	Garuba 16	Collins 12	Smith 21	1235
11/21/2023	@ SLC	W	140-126	5-0	Santos 27	Garuba/Jay. Johnson/ Williams 10	Davis 14	Sensabaugh 28	1024
11/27/2023	@ SDC	L	99-123	5-1	Rowe 19	Quinones 6	Quinones 5	Diabate 28	N/A
12/1/2023	vs. RCR	W	103-90	6-1	Davis 21	Jay. Johnson 24	Collins 5	Minaya 12	2476 (Sellout)
12/2/2023	vs. RCR	L	95-102	6-2	Quinones 28	Jay. Johnson 16	Quinones/Jay. Johnson 4	Rose 23	2238
12/5/2023	@ SDC	L	109-119	6-3	Quinones 35	Santos 12	Robinson 6	Moon 34	464
12/8/2023	@ GLI	W	153-118	7-3	Quinones 32	Santos/Garuba/Jay. Johnson 8	Santos 8	Holland II 31	3100
12/10/2023	vs. SLC	L	105-110	7-4	Quinones/Jay. Johnson 17	Jay. Johnson 12	Davis 15	Langford 25	2476 (Sellout)
12/12/2023	@ SBL	W	130-126	8-4	Quinones 37	Garuba 15	Davis 9	Weatherspoon 30	434
12/14/2023	@ SBL	W	130-112	9-4	Williams 29	Santos/Garuba/Quinones/ Jay. Johnson 7	Quinones/Rowe 6	Hamilton/Baugh 23	367
12/16/2023	vs. STO	W	121-112	10-4	Quinones 26	Quinones 13	Santos/Collins 5	Ford 35	2476 (Sellout)
12/19/2023	@ MCC	W	116-112	11-4	Robinson 27	Garuba 9	Quinones/Davis/ Robinson 3	Rhoden 33	N/A
12/21/2023	@ WES	L	114-127	11-5	Quinones 30	Garuba 8	Quinones 6	Goodwin 28	N/A
REGULAR SEASON									
12/28/2023	vs. SFX	L	102-105	0-1	Spencer/Williams 22	Garuba 19	Collins 6	Robinson 21	2476 (Sellout)
12/29/2023	vs. SFX	L	112-123	0-2	Williams 23	Garuba/Williams 11	Davis 12	Swider 31	2476 (Sellout)
1/2/2023	@ IMA	W	109-106	1-2	Williams 28	Garuba 12	Davis 7	Walker 25	314
1/4/2024	@ IMA	L	130-137	1-3	Davis 33	Santos 13	Davis 5	Sheppard 28	381
1/6/2024	@ CLC	L	104-116	1-4	Rowe/Williams 23	Garuba 9	Davis/Rowe/Spencer 4	Bates 38	3312
1/13/2024	vs. SBL	L	105-120	1-5	Williams 30	Brimah 11	Santos 6	Pippen Jr. 23	2476 (Sellout)
1/15/2024	vs. LIN	W	98-90	2-5	Davis 23	Santos 14	Spencer 7	Chandler 24	2476 (Sellout)
1/19/2024	vs. SDC	W	118-117	3-5	Williams 28	Garuba 12	Davis 11	Boston Jr. 34	2476 (Sellout)
1/20/2024	vs. SDC	W	122-116	4-5	Quinones 22	Santos/Spencer 7	Davis 9	Primo 37	2476 (Sellout)
1/23/2024	@ SLC	W	126-114	5-5	Davis 26	Garuba 14	Davis 15	Devoe 19	999
1/25/2024	@ AUS	W	125-123	6-5	Davis 33	Garuba 13	Davis/Spencer 6	Duke Jr. 26	1915
1/27/2024	@ MHU	W	126-124	7-5	Davis/Spencer 23	Garuba 12	Davis 14	Hurt 35	1010
1/29/2024	@ MHU	L	121-122	7-6	Davis 31	Garuba/Rowe 10	Davis 8	McGriff 30	315
2/2/2024	vs. TEX	W	122-119	8-6	Williams 28	Williams/Brimah 9	Collins/Davis 10	Brown III 22	2476 (Sellout)
2/3/2024	vs. TEX	W	139-126	9-6	Spencer 29	Brimah/Whitt 9	Davis 13	Brown III 28	2476 (Sellout)
2/7/2024	@ SLC	L	110-128	9-7	Rowe 22	Green/Spencer 7	Collins/Davis 7	Juzang 28	859
2/9/2024	vs. IWA	W	128-122	10-7	Rowe 24	Brimah 9	Davis 14	Miller 30	2476 (Sellout)
2/10/2024	vs. IWA	W	116-114	11-7	Williams 23	Spencer 11	Davis 10	Carton 24	2476 (Sellout)
2/23/2024	vs. RAP	L	109-114	11-8	Williams 27	Brimah 13	Davis 9	Freeman-Liberty 37	2476 (Sellout)
2/24/2024	vs. RAP	L	112-118	11-9	Davis 35	Brimah 14	Collins 8	Freeman-Liberty 36	2476 (Sellout)
2/28/2024	@ OKL	W	121-116	12-9	Jav. Johnson 27	Garuba 17	Collins 10	Water III 34	7043
2/29/2024	@ OKL	L	160-107	12-10	Spencer 16	Brimah 11	Davis 6	Ramsey 29	1205
3/3/2024	@ MXC	L	104-127	12-11	Garuba 22	Garuba 11	Davis 6	Toscano-Anderson 23	8075
3/4/2024	@ MXC	W	117-100	13-11	Davis 24	Rowe 7	Davis 12	Martinez 16	3141
3/6/2024	@AUS	W	101-94	14-11	Spencer 20	Rowe 14	Davis 11	Duke Jr. 25	1791
3/10/2024	vs. RGV	W	112-105	15-11	Santos 26	Garuba 14	Collins 8	Culver 33	13231
3/12/2024	vs. RGV	W	116-111	16-11	Williams 20	Garuba 13	Davis 8	Culver 25	2476 (Sellout)
3/15/2024	vs. GLI	W	102-88	17-11	Davis 21	Brimah 12	Collins/Davis 5	Johnson 19	2476 (Sellout)
3/16/2024	vs. GLI	W	131-107	18-11	Williams 26	Davis 10	Davis 16	Almansa/Sane 21	2476 (Sellout)
3/21/2024	@ STO	L	122-131	18-12	Davis 27	Burk/Garuba 12	Davis 11	Burton 29	1954
3/23/2024	@ STO	L	100-107	18-13	Davis 26	Rowe 15	Davis 10	Jones 25	3395
3/27/2024	vs. SBL	L	117-120	18-14	Rowe 30	Rowe 15	Davis 12	Hamilton 43	2476 (Sellout)
3/29/2024	@ RCR	W	131-124	19-14	Davis/Spencer/Jav. Johnson 21	Davis 8	Davis 12	Reese 23	1301
3/30/2024	@ RCR	W	131-123	20-14	Santos 28	Garuba 8	Davis 9	Knox II 37	1699
PLAYOFFS									
4/2/2024	vs. SLC	W	113-111	20-14 (1-0)	Spencer 20	Garuba 19	Davis 11	Bazley 30	2168
4/4/2024	@ STO	L	109-112	20-14 (1-1)	Davis 23	Garuba 13	Davis 9	Johnson 25	3197

2024-2025
SEASON SCHEDULE

SANTA CRUZ WARRIORS
& KAISER PERMANENTE
ARENA HISTORY

BASKETBALL OPERATIONS
& FRONT OFFICE STAFF

2024-2025 SANTA CRUZ
WARRIORS ROSTER

2023-2024 SEASON RECAP

SANTA CRUZ WARRIORS
FRANCHISE HISTORY

NBA G LEAGUE
INFORMATION

WARRIORS 2023-2024 GAME-BY-GAME

Date	Opponent	POINTS		REBOUNDS		ASSISTS		STEALS		TURNOVERS (PTS OFF)		BLOCKS		PAINT		POINTS 2ND CHANCE		FASTBREAK		LARGEST LEAD	
		SCW	OPP	SCW	OPP	SCW	OPP	SCW	OPP	SCW	OPP	SCW	OPP	SCW	OPP	SCW	OPP	SCW	OPP	SCW	OPP
SHOWCASE CUP																					
11/10/23	vs. STO (W)	125	114	53	33	35	23	4	8	20 (24)	12 (9)	3	3	62	38	19	20	11	7	18	0
11/11/23	vs. SLC (W)	129	115	52	45	31	20	6	9	19 (15)	19 (24)	13	6	80	48	12	26	17	19	22	0
11/17/23	vs. GLI (W)	121	112	52	39	29	26	7	12	15 (21)	17 (15)	7	8	68	42	12	13	17	25	12	12
11/19/23	@ GLI (W)	125	101	57	40	36	24	9	8	21 (18)	13 (12)	6	4	56	52	13	20	8	2	37	2
11/21/23	@ SLC (W)	140	126	60	37	37	35	11	9	18 (23)	20 (29)	6	6	68	42	30	6	8	17	16	16
11/27/23	@ SDC (L)	99	123	37	48	23	28	11	17	26 (26)	25 (19)	5	8	58	52	16	15	10	31	7	26
12/1/23	vs. RCR (W)	103	90	52	41	18	17	8	7	18 (17)	14 (16)	7	12	44	40	28	16	5	7	30	0
12/2/23	vs. RCR (L)	95	102	55	41	20	28	5	8	19 (20)	16 (17)	4	8	40	46	11	18	11	17	4	19
12/5/23	@ SDC (L)	109	119	45	32	26	26	6	12	20 (25)	13 (12)	7	5	52	56	11	11	16	28	10	18
12/8/23	@ GLI (W)	153	118	50	32	33	26	8	6	13 (17)	14 (15)	3	2	62	46	18	11	16	18	40	0
12/10/23	vs. SLC (L)	105	110	52	40	25	32	7	10	14 (16)	11 (8)	5	15	64	58	22	11	3	23	11	11
12/12/23	@ SBL (W)	130	126	59	41	29	25	10	13	22 (20)	18 (21)	5	2	68	52	18	8	19	41	16	15
12/14/23	@ SBL (W)	130	112	47	44	34	28	4	10	20 (20)	19 (21)	5	4	52	62	16	20	14	24	24	16
12/16/23	vs. STO (W)	121	112	53	34	22	18	10	13	26 (32)	19 (27)	5	6	58	40	16	9	14	11	9	19
12/19/23	@ MCC (W)	116	112	51	35	17	20	7	6	11 (14)	12 (17)	2	3	72	48	12	14	12	11	7	7
12/21/23	@ WES (L)	114	127	38	46	22	27	13	13	21 (40)	22 (31)	5	4	46	44	5	15	13	18	0	21
REGULAR SEASON																					
12/28/23	vs. SFX (L)	102	105	61	50	19	21	11	13	21 (22)	19 (12)	6	12	42	50	27	15	8	31	14	7
12/29/23	vs. SFX (L)	112	123	48	47	32	24	9	7	13 (25)	13 (20)	2	8	58	64	17	15	13	20	13	16
1/2/24	@ IMA (W)	109	106	44	38	24	24	14	14	26 (25)	22 (27)	6	9	56	36	17	9	13	17	11	7
1/4/24	@ IMA (L)	130	137	54	54	19	35	11	10	21 (29)	19 (18)	5	2	60	58	20	23	18	25	1	16
1/6/24	@ CLC (L)	104	116	43	49	24	27	10	10	15 (22)	17 (20)	2	5	38	34	13	10	14	16	2	17
1/13/24	vs. SBL (L)	105	120	57	50	26	24	7	16	29 (36)	14 (12)	9	4	56	64	4	12	28	33	13	15
1/15/24	vs. LIN (W)	98	90	57	48	27	23	7	10	18 (22)	15 (19)	7	8	44	54	13	10	14	25	19	5
1/19/24	vs. SDC (W)	118	117	44	51	33	27	11	13	19 (27)	19 (17)	7	5	70	66	9	16	21	13	8	8
1/20/24	vs. SDC (W)	122	116	39	48	28	21	5	8	18 (24)	14 (12)	5	6	36	54	10	10	11	17	8	18
1/23/24	@ SLC (W)	126	114	40	42	35	25	7	3	6 (7)	15 (21)	1	8	66	70	23	8	13	13	18	5
1/25/24	@ AUS (W)	125	123	38	48	25	17	11	13	22 (22)	19 (20)	1	6	42	60	19	20	13	4	8	8
1/27/24	@ MHU (W)	126	124	46	63	30	29	11	4	8 (12)	15 (17)	4	6	46	54	10	17	35	20	16	9
1/29/24	@ MHU (L)	121	122	50	51	36	29	4	7	14 (13)	11 (10)	10	3	64	58	16	10	14	20	8	10
2/2/24	vs. TEX (W)	122	119	46	55	32	20	6	6	20 (19)	20 (28)	9	9	52	50	15	18	21	20	24	8
2/3/24	vs. TEX (W)	139	126	43	41	31	20	12	4	9 (13)	14 (26)	4	6	68	48	28	11	22	14	17	8
2/7/24	@ SLC (L)	110	128	41	51	27	29	4	9	17 (18)	11 (18)	5	8	62	62	18	25	10	19	3	20
2/9/24	vs. IWA (W)	128	122	45	55	33	30	10	10	18 (21)	18 (14)	10	5	64	48	17	19	18	26	10	16
2/10/24	vs. IWA (W)	116	114	52	59	34	28	4	10	18 (15)	12 (8)	9	5	52	70	20	16	12	20	9	13
2/23/24	vs. RAP (L)	109	114	62	64	21	26	6	10	17 (17)	12 (14)	9	13	50	62	15	15	15	10	24	5
2/24/24	vs. RAP (L)	112	118	50	64	27	23	9	10	15 (16)	16 (16)	6	5	46	64	17	24	8	7	2	17
2/28/24	@ OKL (W)	121	116	48	47	29	22	5	12	19 (29)	14 (14)	10	6	38	44	25	17	10	19	8	9
2/29/24	@ OKL (L)	107	160	52	63	21	44	5	12	17 (27)	8 (13)	7	3	52	64	18	11	15	28	5	56
3/3/24	@ MXC (L)	104	127	39	50	23	28	5	16	23 (21)	13 (13)	4	4	50	46	10	24	12	16	4	26
3/4/24	@ MXC (W)	117	100	37	42	24	27	12	6	17 (11)	22 (24)	3	2	50	38	7	9	18	12	26	0
3/6/24	@ AUS (W)	101	94	54	49	22	22	11	17	26 (29)	15 (17)	9	7	46	52	8	17	13	16	17	6
3/10/24	vs. RGV (W)	112	105	48	51	29	23	9	10	23 (30)	17 (22)	8	8	44	68	12	8	13	29	10	13
3/12/24	vs. RGV (W)	116	111	52	54	29	24	13	10	21 (18)	20 (28)	8	8	68	50	16	20	22	18	20	13
3/15/24	vs. GLI (W)	102	88	49	53	21	25	5	9	9 (13)	13 (17)	7	6	44	44	14	10	17	18	22	2
3/16/24	vs. GLI (W)	131	107	44	50	37	26	7	4	8 (6)	13 (19)	7	6	56	52	17	10	7	9	30	2
3/21/24	@ STO (L)	122	131	47	48	31	29	5	6	13 (19)	11 (4)	2	2	52	38	13	14	16	19	12	12
3/23/24	@ STO (L)	100	107	56	51	26	25	4	9	18 (23)	11 (6)	4	1	52	44	14	17	28	15	10	13
3/27/24	vs. SBL (L)	117	120	50	49	32	22	4	15	24 (23)	12 (12)	9	4	58	60	23	13	22	21	8	13
3/29/24	@ RCR (W)	131	124	35	58	38	37	9	7	11 (20)	14 (17)	5	3	48	66	12	19	15	19	17	11
3/30/24	@ RCR (W)	131	123	45	58	37	27	10	8	16 (20)	15 (21)	3	5	46	60	17	20	15	15	12	16
POSTSEASON																					
4/2/24	vs. SLC (W)	113	111	52	62	32	23	7	6	7 (7)	12 (18)	8	10	62	58	20	10	12	22	12	11
4/4/24	@ STO (L)	109	112		41	27	25	11	13	21 (22)	17 (17)	6	7	54	48	17	6	17	13	7	8

2024-2025
SEASON SCHEDULE

SANTA CRUZ WARRIORS
& KAISER PERMANENTE
ARENA HISTORY

BASKETBALL OPERATIONS
& FRONT OFFICE STAFF

2024-2025 SANTA CRUZ
WARRIORS ROSTER

2023-2024 SEASON RECAP

SANTA CRUZ WARRIORS
FRANCHISE HISTORY

NBA G LEAGUE
INFORMATION

WARRIORS 2023-2024 GAME-BY-GAME
POINTS PER QUARTER/HALF

1ST QUARTER					2ND QUARTER			1ST HALF			3RD QUARTER			4TH QUARTER			2ND HALF			OVERTIME		
Date	Opponent	SCW	OPP	+/-	SCW	OPP	+/-	SCW	OPP	+/-	SCW	OPP	+/-	SCW	OPP	+/-	SCW	OPP	+/-	SCW	OPP	+/-
SHOWCASE CUP																						
11/10/23	vs. STO (W)	40	28	12	29	35	-6	69	63	6	31	28	3	25	23	2	56	51	5	0	0	0
11/11/23	vs. SLC (W)	39	23	16	29	26	3	68	49	19	28	40	-12	33	26	7	61	66	-5	0	0	0
11/17/23	vs. GLI (W)	28	28	0	28	37	-9	56	65	-9	27	24	3	38	23	15	65	47	18	0	0	0
11/19/23	@ GLI (W)	36	23	13	40	26	14	76	49	27	27	25	2	22	27	-5	49	52	-3	0	0	0
11/21/23	@ SLC (W)	29	34	-5	31	42	-11	60	76	-16	42	27	15	38	23	15	80	50	30	0	0	0
11/27/23	@ SDC (L)	28	27	1	25	33	-8	53	60	-7	25	35	-10	21	28	-7	46	63	-17	0	0	0
12/1/23	vs. RCR (W)	26	18	8	32	24	8	58	42	16	30	18	12	15	30	-15	45	48	-3	0	0	0
12/2/23	vs. RCR (L)	17	26	-9	28	30	-2	45	56	-11	29	27	2	21	19	2	50	46	4	0	0	0
12/5/23	@ SDC (L)	31	27	4	23	37	-14	54	64	-10	30	31	-1	25	24	1	55	55	0	0	0	0
12/8/23	@ GLI (W)	38	22	16	37	35	2	75	57	18	38	36	2	40	25	15	78	61	17	0	0	0
12/10/23	vs. SLC (L)	35	27	8	18	33	-15	53	60	-7	29	35	-6	23	25	-2	52	60	-8	0	0	0
12/12/23	@ SBL (W)	26	36	-10	34	14	20	60	50	10	32	32	0	38	44	-6	70	76	-6	0	0	0
12/14/23	@ SBL (W)	28	36	-8	44	26	18	72	62	10	29	25	4	29	25	4	58	50	8	0	0	0
12/16/23	vs. STO (W)	19	33	-14	31	26	5	50	59	-9	30	29	1	32	24	8	62	53	9	9	0	9
12/19/23	@ MCC (W)	28	25	3	23	28	-5	51	53	-2	26	27	-1	39	32	7	65	59	6	0	0	0
12/21/23	@ WES (L)	32	37	-5	27	34	-7	59	71	-12	26	28	-2	29	28	1	55	56	-1	0	0	0
REGULAR SEASON																						
12/28/23	vs. SFX (L)	23	36	-13	24	14	10	47	50	-3	28	33	-5	27	22	5	55	55	0	0	0	0
12/29/23	vs. SFX (L)	42	34	8	22	28	-6	64	62	2	28	36	-8	20	25	-5	48	61	-13	0	0	0
1/2/24	@ IMA (W)	38	25	13	21	36	-15	59	61	-2	30	27	3	20	18	2	50	45	5	0	0	0
1/4/24	@ IMA (L)	29	35	-6	28	39	-11	57	74	-17	35	28	7	38	35	3	73	63	10	0	0	0
1/6/24	@ CLC (L)	22	30	-8	29	36	-7	51	66	-15	28	23	5	25	27	-2	53	50	3	0	0	0
1/13/24	vs. SBL (L)	30	27	3	33	23	10	63	50	13	24	34	-10	18	36	-18	42	70	-28	0	0	0
1/15/24	vs. LIN (W)	21	20	1	33	24	9	54	44	10	24	20	4	20	26	-6	44	46	-2	0	0	0
1/19/24	vs. SDC (W)	21	29	-8	36	32	4	57	61	-4	27	24	3	34	32	2	61	56	5	0	0	0
1/20/24	vs. SDC (W)	24	31	-7	31	36	-5	55	67	-12	38	21	17	29	28	1	67	49	18	0	0	0
1/23/24	@ SLC (W)	32	29	3	36	31	5	68	60	8	29	21	8	29	33	-4	58	54	4	0	0	0
1/25/24	@ AUS (W)	35	38	-3	30	32	-2	65	70	-5	26	21	5	34	32	2	60	53	7	0	0	0
1/27/24	@ MHU (W)	42	31	11	24	37	-13	66	68	-2	30	35	-5	30	21	9	60	56	4	0	0	0
1/29/24	@ MHU (L)	38	32	6	27	31	-4	65	63	2	24	32	-8	32	27	5	56	59	-3	0	0	0
2/2/24	vs. TEX (W)	38	25	13	30	26	4	68	51	17	27	20	7	18	42	-24	45	62	-17	0	0	0
2/3/24	vs. TEX (W)	35	31	4	37	42	-5	72	73	-1	34	26	8	33	25	8	67	51	16	0	0	0
2/7/24	@ SLC (L)	27	28	-1	27	35	-8	54	63	-9	34	29	5	22	36	-14	56	65	-9	0	0	0
2/9/24	vs. IWA (W)	37	45	-8	39	29	10	76	74	2	30	22	8	22	26	-4	52	48	4	0	0	0
2/10/24	vs. IWA (W)	29	29	0	28	30	-2	57	59	-2	26	31	-5	33	24	9	59	55	4	0	0	0
2/23/24	vs. RAP (L)	34	18	16	25	27	-2	59	45	14	24	28	-4	24	34	-10	48	62	-14	2	7	-5
2/24/24	vs. RAP (L)	20	37	-17	37	27	10	57	64	-7	31	26	5	22	20	2	53	46	7	2	8	-6
2/28/24	@ OKL (W)	32	29	3	28	34	-6	60	63	-3	29	35	-6	25	16	9	54	51	3	7	2	5
2/29/24	@ OKL (L)	40	42	-2	35	39	-4	75	81	-6	15	34	-19	17	45	-28	32	79	-47	0	0	0
3/3/24	@ MXC (L)	28	29	-1	24	36	-12	52	65	-13	29	35	-6	23	27	-4	52	62	-10	0	0	0
3/4/24	@ MXC (W)	31	23	8	33	29	4	64	52	12	33	29	4	20	22	-2	53	51	2	0	0	0
3/6/24	@ AUS (W)	23	25	-2	32	20	12	55	45	10	22	23	-1	24	26	-2	46	49	-3	0	0	0
3/10/24	vs. RGV (W)	25	28	-3	37	31	6	62	59	3	18	29	-11	32	17	15	50	46	4	0	0	0
3/12/24	vs. RGV (W)	29	42	-13	28	21	7	57	63	-6	32	15	17	27	33	-6	59	48	11	0	0	0
3/15/24	vs. GLI (W)	27	24	3	19	15	4	46	39	7	29	25	4	27	24	3	56	49	7	0	0	0
3/16/24	vs. GLI (W)	27	20	7	31	31	0	58	51	7	37	29	8	36	27	9	73	56	17	0	0	0
3/21/24	@ STO (L)	35	27	8	28	27	1	63	54	9	29	47	-18	30	30	0	59	77	-18	0	0	0
3/23/24	@ STO (L)	31	27	4	31	30	1	62	57	5	13	27	-14	25	23	2	38	50	-12	0	0	0
3/27/24	vs. SBL (L)	33	29	4	28	29	-1	61	58	3	25	39	-14	31	23	8	56	62	-6	0	0	0
3/29/24	@ RCR (W)	28	34	-6	32	25	7	60	59	1	42	32	10	29	33	-4	71	65	6	0	0	0
3/30/24	@ RCR (W)	26	31	-5	28	39	-11	54	70	-16	47	29	18	30	24	6	77	53	24	0	0	0
POSTSEASON																						
4/2/24	vs. SLC (W)	20	25	-5	32	21	11	52	46	6	33	30	3	28	35	-7	61	65	-4	0	0	0
4/4/24	@ STO (L)	21	23	-2	24	28	-4	45	51	-6	37	28	9	27	33	-6	64	61	3	0	0	0

2024-2025
SEASON SCHEDULE

SANTA CRUZ WARRIORS
& KAISER PERMANENTE
ARENA HISTORY

BASKETBALL OPERATIONS
& FRONT OFFICE STAFF

2024-2025 SANTA CRUZ
WARRIORS ROSTER

2023-2024 SEASON RECAP

SANTA CRUZ WARRIORS
FRANCHISE HISTORY

NBA G LEAGUE
INFORMATION

WARRIORS 2023-2024 GAME-BY-GAME SHOOTING STATISTICS

Date	Opponent	FG%		3PT FG%		FREE THROW %		3-POINTERS MADE		RECORD	STREAK
		SCW	OPP	SCW	OPP	SCW	OPP	SCW	OPP	SCW	SCW
SHOWCASE CUP											
11/10/23	vs. STO (W)	0.518	0.404	0.294	0.349	0.778	0.929	10	15	1-0	W1
11/11/23	vs. SLC (W)	0.552	0.398	0.387	0.366	0.625	0.824	12	15	2-0	W2
11/17/23	vs. GLI (W)	0.517	0.468	0.273	0.425	0.667	0.455	9	17	3-0	W3
11/19/23	@ GLI (W)	0.511	0.396	0.425	0.235	0.818	0.706	17	8	4-0	W4
11/21/23	@ SLC (W)	0.482	0.479	0.4	0.423	0.8	0.88	20	22	5-0	W5
11/27/23	@ SDC (L)	0.433	0.523	0.265	0.333	0.636	1	9	11	5-1	L1
12/1/23	vs. RCR (W)	0.416	0.371	0.366	0.25	0.75	0.667	15	12	6-1	W1
12/2/23	vs. RCR (L)	0.376	0.448	0.244	0.359	0.733	0.571	11	14	6-2	L1
12/5/23	@ SDC (L)	0.459	0.489	0.333	0.353	0.75	0.688	12	12	6-3	L2
12/8/23	@ GLI (W)	0.585	0.459	0.537	0.367	0.733	0.842	22	11	7-3	W1
12/10/23	vs. SLC (L)	0.423	0.469	0.3	0.333	0.615	0.889	9	10	7-4	L1
12/12/23	@ SBL (W)	0.457	0.474	0.195	0.424	0.88	0.667	8	14	8-4	W1
12/14/23	@ SBL (W)	0.516	0.469	0.426	0.286	0.692	0.533	20	10	9-4	W2
12/16/23	vs. STO (W)	0.529	0.416	0.394	0.341	0.857	1	13	15	10-4	W3
12/19/23	@ MCC (W)	0.479	0.47	0.286	0.314	0.632	0.667	8	11	11-4	W4
12/21/23	@ WES (L)	0.453	0.488	0.326	0.447	0.786	0.739	14	17	11-5	L1
REGULAR SEASON											
12/28/23	vs. SFX (L)	0.35	0.438	0.324	0.31	0.857	0.611	11	9	0-1	L2
12/29/23	vs. SFX (L)	0.457	0.469	0.293	0.317	0.8	0.625	12	13	0-2	L3
1/2/24	@ IMA (W)	0.47	0.433	0.345	0.366	0.778	0.8	10	15	1-2	W1
1/4/24	@ IMA (L)	0.455	0.52	0.317	0.371	0.8	0.737	13	13	1-3	L1
1/6/24	@ CLC (L)	0.419	0.494	0.333	0.452	0.643	0.889	16	19	1-4	L2
1/13/24	vs. SBL (L)	0.444	0.455	0.239	0.345	0.75	0.688	11	10	1-5	L3
1/15/24	vs. LIN (W)	0.418	0.409	0.292	0.171	0.625	0.636	14	6	2-5	W1
1/19/24	vs. SDC (W)	0.517	0.495	0.265	0.267	0.722	0.733	9	8	3-5	W2
1/20/24	vs. SDC (W)	0.526	0.489	0.514	0.325	0.652	0.727	19	13	4-5	W3
1/23/24	@ SLC (W)	0.51	0.575	0.395	0.345	0.5	0.875	15	10	5-5	W4
1/25/24	@ AUS (W)	0.53	0.489	0.425	0.357	0.688	0.85	17	10	6-5	W5
1/27/24	@ MHU (W)	0.465	0.458	0.391	0.4	0.6	0.923	18	14	7-5	W6
1/29/24	@ MHU (L)	0.51	0.479	0.333	0.483	0.636	0.727	15	14	7-6	L1
2/2/24	vs. TEX (W)	0.495	0.454	0.341	0.351	0.846	0.824	14	13	8-6	W1
2/3/24	vs. TEX (W)	0.51	0.529	0.425	0.405	0.867	0.929	17	15	9-6	W2
2/7/24	@ SLC (L)	0.468	0.505	0.333	0.41	0.778	0.778	10	16	9-7	L1
2/9/24	vs. IWA (W)	0.516	0.455	0.395	0.356	0.643	0.8	17	16	10-7	W1
2/10/24	vs. IWA (W)	0.465	0.425	0.422	0.194	0.5	0.8	19	7	11-7	W2
2/23/24	vs. RAP (L)	0.398	0.43	0.306	0.387	0.65	0.48	11	12	11-8	L1
2/24/24	vs. RAP (L)	0.404	0.468	0.327	0.257	1	0.625	17	9	11-9	L2
2/28/24	@ OKL (W)	0.462	0.469	0.423	0.415	0.692	0.857	22	17	12-9	W1
2/29/24	@ OKL (L)	0.374	0.545	0.196	0.481	0.875	0.692	9	25	12-10	L1
3/3/24	@ MXC (L)	0.452	0.478	0.25	0.419	0.75	0.812	8	18	12-11	L2
3/4/24	@ MXC (W)	0.512	0.487	0.464	0.433	0.776	0.7	13	13	13-11	W1
3/6/24	@ AUS (W)	0.45	0.383	0.343	0.222	0.625	0.583	12	8	14-11	W2
3/10/24	vs. RGV (W)	0.471	0.444	0.425	0.194	0.6	0.688	17	6	15-11	W3
3/12/24	vs. RGV (W)	0.472	0.408	0.258	0.286	0.81	0.667	8	14	16-11	W4
3/15/24	vs. GLI (W)	0.409	0.411	0.302	0.265	0.917	0.6	13	9	17-11	W5
3/16/24	vs. GLI (W)	0.511	0.427	0.452	0.31	0.833	0.867	19	9	18-11	W6
3/21/24	@ STO (L)	0.443	0.5	0.343	0.396	0.952	0.789	12	19	18-12	L1
3/23/24	@ STO (L)	0.44	0.432	0.308	0.385	1	0.6	12	15	18-13	L2
3/27/24	vs. SBL (L)	0.458	0.452	0.269	0.357	0.9	0.714	14	10	18-14	L3
3/29/24	@ RCR (W)	0.517	0.48	0.391	0.295	0.789	0.643	18	13	19-14	W1
3/30/24	@ RCR (W)	0.489	0.441	0.426	0.312	0.8	0.611	20	15	20-14	W2
POSTSEASON											
4/2/24	vs. SLC (W)	0.435	0.448	0.326	0.205	0.667	0.769	14	8	1-0	W3
4/4/24	@ STO (L)	0.477	0.476	0.344	0.343	0.615	0.889	11	12	1-1	L1

2024-2025 SEASON SCHEDULE

SANTA CRUZ WARRIORS & KAISER PERMANENTE ARENA HISTORY

BASKETBALL OPERATIONS & FRONT OFFICE STAFF

2024-2025 SANTA CRUZ WARRIORS ROSTER

2023-2024 SEASON RECAP

SANTA CRUZ WARRIORS FRANCHISE HISTORY

NBA G LEAGUE INFORMATION

FRANCHISE HISTORY



2024-2025
SEASON SCHEDULE

SANTA CRUZ WARRIORS
& KAISER PERMANENTE
ARENA HISTORY

BASKETBALL OPERATIONS
& FRONT OFFICE STAFF

2024-2025 SANTA CRUZ
WARRIORS ROSTER

2023-2024 SEASON RECAP

SANTA CRUZ WARRIORS
FRANCHISE HISTORY

NBA G LEAGUE
INFORMATION

ALL-TIME ROSTER

Player	Season(s)	Games	Pos	Ht	Wt	College
Blake Ahearn	2014-15	9	G	6' 3"	180	Missouri State
Cliff Alexander	2015-16	4	F	6' 9"	245	Kansas
Joe Alexander	2013-14, 2014-15	27	F	6' 8"	230	West Virginia
Hilton Armstrong	2012-13, 2013-14	61	C	6' 11"	235	Connecticut
Maurice Baker	2012-13, 2013-14, 2014-15, 2015-16	111	G	6' 1"	195	Oklahoma State
Patrick Baldwin Jr.	2022-23	20	F	6' 9"	220	Wisconsin-Milwaukee
Kent Bazemore	2012-13, 2013-14	7	G	6' 5"	201	Old Dominion
Jordan Bell	2017-18, 2021-22	11	F	6' 9"	224	Oregon
Vander Blue	2019-20	14	G	6' 4"	195	Marquette
Chris Boucher	2017-18	20	F	6' 10"	200	Oregon
Ky Bowman	2019-20	12	G	6' 1"	188	Boston College
Ronnie Brewer	2015-16	41	F	6' 7"	235	Arkansas
Amida Brimah	2023-24	21	C	6' 10"	230	Connecticut
MarShon Brooks	2013-14	2	G	6' 5"	200	Providence
Carlton Brown	2012-13	6	G	6' 5"	216	Colorado
Isaiah Brown	2020-21	3	F	6' 7"	180	Northern Iowa
Jabari Brown	2016-17, 2017-18	21	G	6' 4"	215	Missouri
William Buford	2013-14	32	G	6' 5"	215	Ohio State
Marcus Burk	2023-24	35	G	6' 0"	205	Indiana-Purdue Indianapolis
Will Cherry	2018-19	46	G	6' 1"	180	Montana
Quinton Chievous	2017-18	5	G	6' 6"	225	Hampton
Chris Chiozza	2021-22	4	G	5' 11"	175	Florida
Antonius Cleveland	2017-18, 2018-19	48	G	6' 7"	198	Southeast Missouri State
Dennis Clifford	2016-17	38	C	7' 1"	260	Boston College
Elgin Cook	2016-17	20	F	6' 6"	206	Oregon
Yuri Collins	2023-24	50	G	6' 0"	190	Saint Louis
Quinn Cook	2017-18	29	G	6' 2"	179	Duke
Daniel Coursey	2015-16	24	F	6' 10"	220	Merce
Jaleel Cousins	2018-19	26	C	6' 11"	260	South Florida
Aaron Craft	2014-15, 2015-16	80	G	6' 2"	195	Ohio State
Jared Cunningham	2019-20	13	G	6' 4"	194	Oregon State
Seth Curry	2013-14	38	G	6' 2"	185	Duke
Chris Daniels	2012-13	3	C	6' 9"	265	Texas A&M-CC
Deyonta Davis	2018-19, 2019-20	85	F	6' 11"	245	Michigan State
Kendric Davis	2023-24	50	G	5' 11"	184	Memphis
Dewayne Dedmon	2013-14	15	C	7' 0"	245	USC
Marcus Dennickson	2018-19	35	F	6' 7"	245	Georgetown
Jeff Dowtin Jr	2021-22	12	G	6' 3"	180	Rhode Island
Terrence Drisdorn	2015-16, 2016-17	69	G	6' 5"	175	Cal Poly-Pomona
Malik Dunbary	2021-22	2	F	6' 6"	230	Auburn
Cleanthony Early	2016-17, 2017-18	33	F	6' 8"	210	Wichita State
Malik Ellison	2023-24		G	6' 6"	215	Hartford
Jacob Evans III	2018-19, 2019-20, 2020-21, 2021-22	93	G	6' 6"	210	Cincinnati
Festus Ezeli	2014-15	2	C	6' 11"	265	Vanderbilt
Carrick Felix	2014-15	5	F	6' 6"	200	Arizona State
Frankie Ferrari	2021-22	28	G	6' 1"	195	San Francisco
LJ Figueroa	2021-22	46	F	6' 6"	200	Oregon
Armon Fletcher	2022-23, 2023-24	11	G	6' 5"	205	Southern Illinois-Carbondale
Kiwi Gardner	2013-14, 2014-15, 2019-20	75	G	5' 7"	155	Providence
Usman Garuba	2023-24	35	F	6' 8"	220	
Michael Gbinije	2017-18, 2018-19	74	G	6' 7"	200	Syracuse
Mickell Gladness	2012-13	49	C	6' 11"	220	Alabama A&M
Lance Goulbourne	2012-12, 2013-14	49	F	6' 8"	225	Vanderbilt
Dominic Green	2019-20	2	F	6' 6"	190	Washington
Javonte Green	2023-24	10	G	6' 5"	205	Radford
Taylor Griffin	2012-13, 2014-15	94	F	6' 8"	235	Oklahoma
Ferrakohn Hall	2016-17	10	F	6' 8"	220	Memphis
Alex Hamilton	2016-17, 2017-18	74	G	6' 4"	195	Louisiana Tech
Steffhon Hanna	2012-13, 2013-14	50	G	6' 1"	175	Missouri
Dusty Hannahs	2020-21, 2022-23	52	G	6' 3"	210	Arkansas
Andrew Harrison	2019-20	39	G	6' 4"	210	Kentucky

2024-2025
SEASON SCHEDULESANTA CRUZ WARRIORS
& KAISER PERMANENTE
ARENA HISTORYBASKETBALL OPERATIONS
& FRONT OFFICE STAFF2024-2025 SANTA CRUZ
WARRIORS ROSTER

2023-2024 SEASON RECAP

SANTA CRUZ WARRIORS
FRANCHISE HISTORYNBA G LEAGUE
INFORMATION

ALL-TIME ROSTER

Player	Season(s)	Games	Pos	Ht	Wt	College
Xavier Henry	2015-16	9	G	6' 6"	220	Kansas
LaDontae Henton	2016-17	37	G	6' 6"	215	Providence
A.J. Hess	2022-23	1	F	6' 7"	210	South Dakota State
Nate Hinton	2020-21	10	G	6' 5"	210	Houston
Avry Holmes	2017-18	43	G	6' 2"	195	Clemson
Darlington Hobson	2012-13, 2014-15, 2015-16	105	G	6' 7"	210	New Mexico
Justin Holiday	2014-15	1	F	6' 6"	185	Washington
Chandle Hutchison	2021-22	6	F	6' 6"	210	Boise State
Trayce Jackson-Davis	2023-24	4	F	6' 9"	245	Indiana
Ty Jerome	2022-23	0	G	6' 5"	195	Virginia
Travor John	2021-22	2	G	6' 3"	190	Drexel
Chris Johnson	2012-13	14	C	6' 11"	209	LSU
DJ Johnson	2019-20	23	F	6' 9"	235	Kansas State
Jayce Johnson	2022-23, 2023-24	59	C	7' 0"	245	Marquette
Javan Johnson	2023-24	48	F	6' 6"	192	DePaul
Justin Johnson	2012-13	21	G	6' 2"	175	Concordia-Irvine
Karron Johnson	2013-14	3	F	6' 8"	240	Shaw
Cameron Jones	2012-13, 2014-15, 2016-17	133	G	6' 4"	185	Northern Arizona
Damian Jones	2016-17, 2017-18	76	C	7' 0"	245	Vanderbilt
Terrence Jones	2017-18	16	F	6' 9"	255	Kentucky
Torren Jones	2019-20	9	C	6' 9"	235	Fresno State
Verdell Jones	2015-16	50	G	6' 5"	185	Indiana
Sean Kilpatrick	2014-15	22	G	6' 4"	212	Cincinnati
Mac Koshwal	2015-16	17	C	6' 10"	255	DePaul
Kevin Kotzur	2013-14	37	C	6' 9"	260	St. Mary's (TX)
Jonathan Kuminga	2021-22	7	F	6' 7"	225	G League Ignite
Ognjen Kuzmic	2013-14, 2014-15	57	C	7' 1"	251	Unicaja Malaga (Spain)
Anthony Lamb	2022-23	5	F	6' 6"	227	Vermont
Kalob Ledoux	2021-22	43	G	6' 4"	190	Louisiana Tech
Damion Lee	2017-18, 2019-20	62	G	6' 6"	210	Louisville
Hyunjung Lee	2022-23	12	G	6' 7"	210	Davidson
Raven Lee	2017-18	5	G	6' 3"	175	Eastern Michigan
Travis Leslie	2012-13	36	G	6' 4"	205	Georgia
Jeremy Lin	2020-21	9	G	6' 3"	200	Harvard
Kevon Looney	2015-16, 2016-17	16	F	6' 9"	220	UCLA
Scott Machado	2012-12, 2013-14	23	G	6' 1"	205	Iona
Nico Mannion	2020-21	10	G	6' 2"	190	Arizona
Devyn Marble	2019-20	33	F	6' 9"	230	North Carolina
Selom Mawugbe	2020-21, 2021-22	41	C	6' 10"	230	Azusa Pacific
James Michael McAdoo	2014-15	26	F	6' 6"	192	Iowa
DJ McCall	2021-22	3	G	6' 6"	190	Indiana-Purdue
Patrick McCaw	2016-17, 2017-18	4	G	6' 7"	185	UNLV
Dominic McGuire	2013-14	22	F	6' 9"	235	Fresno State
Jaquori McLaughlin	2021-22, 2022-23	40	G	6' 4"	190	UC Santa Barbara
Milos Milisavljevic	2014-15	21	G	6' 4"	202	Serbia
Moses Moody	2021-22, 2022-23	10	G	6' 6"	205	Arkansas
Zeke Moore	2022-23	26	F	6' 7"	200	Southern Illinois-Edwardsville
Luis Montero	2015-16	4	F	6' 7"	185	Westchester CC
Darius Morris	2018-19	34	G	6' 4"	195	Michigan
Roger Moute a Bidas	2019-20	16	F	6' 6"	206	Berkeley
Ikenna Ndugba	2022-23	10	G	6' 0"	185	Elon
Georges Niang	2017-18	26	F	6' 6"	231	Iowa State
Nemanja Nedovic	2013-14	15	G	6' 3"	192	Lietuvos Rytas (Lithuania)
Zach Norvell	2019-20	7	G	6' 5"	206	Gonzaga
Kendrick Nunn	2018-19	49	G	6' 3"	190	Oakland (MI)
Daniel Nwaelele	2012-13, 2013-14, 2015-16	92	G	6' 5"	205	Air Force
Josh Nzeakor	2023-24	3	F	6' 8"	225	Lamar
Chris Obekpa	2016-17	31	F	6' 9"	230	UNLV
Carl Ona-Embo	2016-17	6	G	6' 2"	187	France
EJ Onu	2022-23	13	C	6' 11"	240	Shawnee State
Daniel Orton	2015-16	20	F	6' 10"	255	Kentucky

2024-2025
SEASON SCHEDULE

SANTA CRUZ WARRIORS
& KAISER PERMANENTE
ARENA HISTORY

BASKETBALL OPERATIONS
& FRONT OFFICE STAFF

2024-2025 SANTA CRUZ
WARRIORS ROSTER

2023-2024 SEASON RECAP

SANTA CRUZ WARRIORS
FRANCHISE HISTORY

NBA G LEAGUE
INFORMATION

ALL-TIME ROSTER

Player	Season(s)	Games	Pos	Ht	Wt	College
Orion Outerbridge	2013-14	11	F	6' 9"	220	Rhode Island
Trayvon Palmer	2018-19	2	G	6' 6"	185	Chicago State
Jeremy Pargo	2017-18, 2019-20	51	G	6' 2"	219	Gonzaga
Elijah Pemberton	2020-21, 2021-22, 2022-23	86	G	6' 5"	195	Hofstra
Brandin Podziemski	2023-24	1	G	6' 4"	205	Santa Clara
Jordan Poole	2019-20, 2020-21	14	G	6' 5"	195	Michigan
Phil Pressey	2016-17	46	G	5' 11"	175	Missouri
Lester Quinones	2022-23, 2023-24	61	G	6' 4"	208	Memphis
Isaiah Reese	2019-20, 2020-21	56	G	6' 5"	185	Canisius
Jaleel Roberts	2016-17	6	C	7' 0"	235	UNC Asheville
Ronald Roberts	2014-15	2	F	6' 8"	219	St. Joseph's
Alex Robinson	2019-20	1	G	6' 1"	180	Texas Christian
Jerome Robinson	2021-22, 2022-23, 2023-24	72	G	6' 4"	190	Boston College
Ryan Rollins	2022-23	19	G	6' 3"	180	Toledo
Isaiah Ross	2021-22	3	G	6' 4"	200	Iona
Jackson Rowe	2023-24	47	F	6' 7"	210	Cal State Fullerton
Gui Santos	2022-23, 2023-24	75	F	6' 6"	185	Brazil
Wesley Saunders	2022-23	10	G	6' 6"	218	Harvard
Jordan Schakel	2022-23	27	G	6' 6"	200	San Diego State
Jarred Shaw	2015-16	17	C	6' 10"	235	Utah State
Winston Shepard	2017-18	19	F	6' 8"	209	San Diego State
Jonathon Simmons	2019-20	5	F	6' 6"	195	Houston
Alen Smailagic	2018-19, 2019-20, 2020-21	76	F	6' 9"	240	KK Beko (Serbia)
Kendall Smith	2021-22	32	G	6' 3"	190	Oklahoma State
James Southerland	2016-17, 2017-18	73	F	6' 8"	221	Syracuse
Patrick Spencer	2022-23, 2023-24	47	G	6' 3"	205	Northwestern
Eddie Stansberry	2021-22	5	G	6' 3"	190	Hawaii
Juwan Staten	2015-16	13	G	5' 11"	186	West Virginia
Keith Steffek	2016-17	1	F	6' 9"	190	William Penn
Diamond Stone	2016-17	4	C	6' 11"	255	Maryland
Dominique Sutton	2014-15	41	F	6' 5"	212	North Carolina Central
Dwayne Sutton	2020-21	5	G	6' 5"	210	Louisville
Anthony Tarke	2022-23	3	G	6' 6"	220	Coppin State
Jaylon Tate	2021-22	2	G	6' 3"	170	Illinois
Ryan Taylor	2019-20, 2020-21, 2021-22	66	F	6' 6"	190	Northwestern
Malcolm Thomas	2012-13	1	F	6' 9"	225	San Diego State
Mychel Thompson	2013-14, 14-15, 15-16, 16-17	132	G	6' 6"	211	Pepperdine
Trevor Thompson	2017-18	38	C	7' 0"	250	Ohio State
Juan Toscano-Anderson	2018-19, 2019-20	74	F	6' 6"	215	Marquette
Axel Toupane	2020-21, 2021-22	17	F	6' 7"	210	France
Jeremy Tyler	2021-13	12	F	6' 10"	250	San Diego (HS)
Edwin Ubiles	2012-13	14	G	6' 6"	205	Siena
Chris Udofia	2015-16	45	F	6' 6"	200	Denver
Anthony Vereen	2014-15, 2015-16	74	F	6' 6"	245	Texas-Arlington
Andrew Warren	2014-15	15	G	6' 6"	210	Bradley
Mitchell Watt	2014-15	9	F	6' 10"	225	Buffalo
Lamont West	2021-22	8	F	6' 8"	220	Missouri State
Donovan Williams	2023-24	48	G	6' 3"	190	UNLV
Trevion Williams	2022-23	22	C	6' 10"	265	Purdue
James Wiseman	2021-22	2	C	7' 0"	240	Memphis
Quinnndary Weatherspoon	2021-22	30	G	6' 3"	205	Mississippi State
Kaleb Wesson	2020-21	11	F	6' 10"	252	Ohio State
Jimmy Whitt	2023-24	31	G	6' 3"	175	Arkansas
C.J. Wilcox	2017-18	12	G	6' 5"	195	Washington
Elliot Williams	2014-15, 2015-16	50	G	6' 5"	190	Memphis
Scott Wood	2016-17	50	F	6' 6"	175	North Carolina State
Kevin Young	2017-18, 2018-19, 2019-20	48	F	6' 8"	200	Kansas
Najeal Young	2017-18	28	F	6' 6"	215	Texas Wesleyan
Nick Zeisloft	2019-20	32	F	6' 4"	185	Indiana

2024-2025
SEASON SCHEDULESANTA CRUZ WARRIORS
& KAISER PERMANENTE
ARENA HISTORYBASKETBALL OPERATIONS
& FRONT OFFICE STAFF2024-2025 SANTA CRUZ
WARRIORS ROSTER

2023-2024 SEASON RECAP

SANTA CRUZ WARRIORS
FRANCHISE HISTORYNBA G LEAGUE
INFORMATION

ALL-TIME COLLEGIATE ROSTER

Air Force

Daniel Nwaelele '04, '05, '06, '07

Alabama A&M

Mickell Gladness '06, '07, '08

Antelope Valley College (CC)

Dewayne Dedmon '08*, '09

Arizona

Nico Mannion '20

Arizona State

Carrick Felix '11, '12, '13

Arkansas

Ronnie Brewer '04, '05, '06

Dusty Hannahs '16, '17

Moses Moody '21

Jimmy Whitt '16, '20

Auburn

Malik Dunbar '18, '19

Azusa Pacific

Selom Mawugbe '17, '18, '19, '20

Boise State

Chandler Hutchison '15, '16, '17, '18

Boston College

Dennis Clifford '12, '13, '14*, '15, '16

Ky Bowman '17, '18, '19

Jerome Robinson '16, '17, '18

Bradley

Andrew Warren '07, '08, '09*, '10, '11

Buffalo

Mitchell Watt '09, '10, '11, '12

Cal Poly - Pomona

Terrence Drisdorn '11, '12, '13, '14*, '15

California

Dominic McGuire '04, '05

Roger Moute a Bidias '14, '15, '16, '17

Cal State Northridge

Kendall Smith '16, '17

Cal State-Fullerton

Jackson Rowe '17, '18, '19, '20

Cal Poly SLO

Trevor John '16, '17, '18

Campbell

Marcus Burk '17, '18

Canisius College

Isaiah Reese '17, '18, '19

Chicago State

Trayvon Palmer '15, '16, '17

Cincinnati

Jacob Evans '16, '17, '18

Sean Kilpatrick '10*, '11, '12, '13, '14

Clemson

Avry Holmes '16, '17

Colorado

Carlton Brown '12

Connecticut

Hilton Armstrong '03, '04, '05, '06

Amida Brimah '14, '15, '16, '17

Coppin State

Anthony Tarke '21

Davidson

Hyunjung Lee '19, '20, '21, '22

Dayton

Juwan Staten '11

Denver

Chris Udofia '11, '12, '13, '14

DePaul

Mac Koshwal, '08, '09, '10

Javan Johnson '22, '23

Drexel

Damion Lee '12, '13, '14, '15

Trevor John '19

Duke

Quinn Cook '12, '13, '14, '15

Seth Curry '11, '12, '13

Michael Gbinije '12

Elliot Williams '09

Elon

Ikenna Ndugba '21

Eastern Michigan

Raven Lee '13*, '14, '15, '16, '17

Eastern Utah (CC)

Darington Hobson '08, '09

Florida

Chris Chiozza '15, '16, '17, '18

Fresno State

Dominic McGuire '07

Torren Jones '16

Georgetown

Marcus Derrickson '16, '17, '18

Georgia

Travis Leslie '09, '10, '11

Gonzaga

Jeremy Pargo '06, '07, '08, '09

Zach Norvell Jr '17, '18, '19

Hampton

Quinton Chievous '15, '16

Harvard

Jeremy Lin '07, '08, '09, '10

Wesley Saunders '12, '13, '14, '15

Hawaii

Eddie Stansberry '19, '20

Hofstra

Elijah Pemberton '17, '18, '19, '20

Houston

Jonathon Simmons '12

Nate Hinton '19, '20

Illinois

Kendrick Nunn '14, '15, '16

Jaylon Tate '14, '15, '16, '17

Illinois-Chicago

Najeal Young '16

Illinois State

Nick Zeisloft '13, '14

Indiana

Verdell Jones '09, '10, '11, '12

Nick Zeisloft '15, '16

Iona

Isaiah Ross '20, '21

Iowa

Scott Machado '09, '10, '11, '12

Devyn Marble '11, '12, '13, '14

Iowa State

Georges Niang '13, '14, '15, '16

Javan Johnson '20, '21

IUPUI

DJ McCall '15, '17, '18, '19

Marcus Burk '19, '20, '21

Kansas

Cliff Alexander '15

Xavier Henry '10

Kevin Young '12, '13

Kansas City

Isaiah Ross '17, '18

Kansas State

Dominique Sutton '08, '09, '10

Kentucky

Terrence Jones '11, '12

Daniel Orton '10

Andrew Harrison '14, '15

Lamar

Josh Nzeakor '16, '17, '18, '19

Lawson State (CC)

Mickell Gladness '05

Liberty

Seth Curry '09

Lincoln College (CC)

Najeal Young '14, '15

Louisiana State

Chris Johnson '06, '07, '08, '09

Louisiana Tech

Alex Hamilton '13, '14, '15, '16

Kalob Ledoux '17, '18, '20, '21

Louisville

Damion Lee '16

Dwayne Sutton '18, '19, '20

Loyola Marymount

Kevin Young '09, '10

Maryland

Diamond Stone '16

Marquette

Juan Toscano-Anderson '12, '13,

'14, '15

Vander Blue '11, '12, '13

Jayce Johnson '20

Memphis

Ferrakohn Hall '12, '13

Elliot Williams '10

James Wiseman '20

Lester Quinones '19, '20, '21, '22

Kendric Davis '23

Mercer

Daniel Coursey '11, '12, '13, '14

Michigan

Darius Morris '10, '11

Jordan Poole '18, '19

Michigan State

Deyonta Davis '16

Midland College (CC)

Kiwi Gardner '13

Jonathon Simmons '10

Torren Jones '15

Milwaukee

Patrick Baldwin Jr. '22

Mississippi State

Quinnndary Weatherspoon '16, '17,

'18, '19

Missouri

Jabari Brown '13, '14

Steffon Hannah '07, '08

Phil Pressey '11, '12, '13

Torren Jones '14

Missouri State

Lamont West '20

Montana

Will Cherry '10, '11, '12, '13

Missouri State

Blake Ahearn '04, '05, '06, '07

Navarro CC

Jaleel Cousins '13, '14

New Mexico

Darington Hobson '10

North Carolina

James Michael McDoo '12, '13, '14

North Carolina Central

Dominique Sutton '12

North Carolina State

Scott Wood '10, '11, '12, '13

North Dakota State College of Science

Trayvon Palmer '14

Northwest College (CC)

Chris Boucher '14, '15

Northwest Florida State (CC)

Elgin Cook '13

ALL-TIME COLLEGIATE ROSTER

Northwestern

Ryan Taylor '19
Patrick Spencer '20

Northern Arizona

Cameron Jones '08, '09, '10, '11

Northern Iowa

Isaiah Brown '17, '18, '19, '20

Novarro College

Jaleel Cousins '13, '14

Oakland (MI)

Kendrick Nunn '18

Ohio State

William Buford '09, '10, '11, '12
Aaron Craft '11, '12, '13, '14
Trevor Thompson '16, '17
Kaleb Wesson '18, '19, '20

Oklahoma

Taylor Griffin '06, '07, '08, '09

Oklahoma State

Maurice Baker '99, '00, '01, '02
Kendall Smith '18

Old Dominion

Kent Bazemore '08*, '09, '10, '11, '12

Oregon

Jordan Bell '15, '16, '17
Chris Boucher '16, '17
Jabari Brown '12
Elgin Cook '14, '15, '16
LJ Figueroa '21

Oregon State

Janed Cunningham '10, '11, '12

Pepperdine

Malcolm Thomas '08
Mychel Thompson '08, '09, '10, '11

Providence

MarShon Brooks '08, '09, '10, '11
Kiwi Gardner '12
LaDontae Henton '12, '13, '14, '15

Purdue

Trevion Williams '19, '20, '21, '22

Radford

Javonte Green '12, '13, '14, '15

Rhode Island

Orion Outerbridge '09, '10, '11, '12
Jeff Dowtin Jr '17, '18, '19, '20

San Diego State

Winston Shepard '13, '14, '15, '16
Malcolm Thomas '10, '11
Jordan Schakel '18, '19, '20, '21

San Francisco

Avry Holmes '13, '14
Frankie Ferrari '15, '17, '18, '19

Seton Hall

Ferrakohn Hall '10, '11

Shaw

Karron Johnson '12, '13

Shawnee State

EJ Onu '18, '19, '20, '21

Siena

Edwin Ubiles '07, '08, '09, '10

South Dakota State

A.J. Hess '17

South Florida

Jaleel Cousins '15, '16

Southeast Missouri State

Antonius Cleveland '14, '15, '16, '17

Southern Idaho (CC)

Carrick Felix '10

Southern Illinois-Carbondale

Armon Fletcher '16, '17, '18, '19

Southern Illinois-Edwardsville

Zeke Moore '20

Southern Methodist University

Kendric Davis '19, '20, '21, '22
Jimmy Whitt '18, '19

St. John's

Chris Obekpa '13, '14, '15
LJ Figueroa '19, '20

St. Joseph's

Ronald Roberts '11, '12, '13, '14

St. Louis

Yuri Collins '20, '21, '22, '23

St. Mary's (Texas)

Kevin Kotzur '09*, '10, '11, '12, '13

Sullivan County (CC)

Cleanthony Early '11, '12

Syracuse

Michael Gbinije '14, '15, '16
James Southerland '10, '11, '12, '13

Tennessee

Kenny Hall '10, '11, '12, '13
Quinton Chievous '12*, '13, '14

Texas

Donovan Williams '20, '21

Texas A&M (CC)

Chris Daniels '05, '06, '07, '08

Texas Christian University

Alex Robinson '17, '18, '19

Texas Wesleyan

Najeal Young '17

Texas-Arlington

Anthony Vereen '06, '07, '08, '09

Troy

Javan Johnson '18, '19

UC Irvine

Justin Johnson '07*, '08

UCLA

Kevon Looney '15

UC Santa Barbara

Jaquori McLuaghlin '17, '18, '19, '20, '21

UNC Asheville

Jaleel Roberts '12, '13, '14, '15

UNLV

Patrick McCaw '15, '16
Chris Obekpa '16*
Kendall Smith '14, '15
Donovan Williams '22

USC

Dewayne Dedmon '12, '13

Utah

Carlton Brown '08, '09, '10
Jayce Johnson '17, '18, '19

Utah State

Jarred Shaw '13, '14

Vanderbilt

Festus Ezeli '08*, '09, '10, '11, '12
Lance Goulbourne '09, '10, '11, '12
Damian Jones '14, '15, '16

Vermont

Anthony Lamb '17, '18, '19, '20

Virginia

Ty Jerome '16, '17, '18, '19

Virginia Tech

Trevor Thompson '14

Washington

Justin Holiday '08, '09, '10, '11
C.J. Wilcox '10*, '11, '12, '13, '14
Dominic Green '16, '17, '18, '19

West Virginia

Joe Alexander '06, '07, '08
Juwan Staten '13, '14, '15
Lamont West '16, '17, '18, '19

Westchester (CC)

Luis Montero '14, '15

Wichita State

Cleanthony Early '13, '14

William Penn

Keith Steffek '12, '13

International/Other Player History

NBA G League Ignite
Jonathan Kuminga

KK Beko (Serbia)
Alen Smailagic

JL Bourgen-Bresse (France)
Carl Ona-Embo

Lietuvos Rytas (Lithuania)
Nemanja Nedovic

Minas (Brazil)
Gui Santos

Spartak Subotica (Serbia)
Milos Milisavljevic

Unicaja Malaga (Spain)
Ognjen Kuzmic

SIG Strasbourg (France)
Axel Toupane

Real Madrid (Spain)
Usman Garuba

SEASON-BY-SEASON STATISTICAL LEADERS

POINTS PER GAME		GP	PTS	AVG
2012-13	T. Leslie	36	554	15.4
2013-14	S. Curry	38	747	19.7
2014-15	E. Williams	29	619	21.3
2015-16	D. Hobson	44	775	17.6
2016-17	P. Pressey	46	775	17.6
2017-18	Q. Cook	29	733	25.3
2018-19	K. Nunn	49	948	19.3
2019-20	J. Simmons	5	97	19.6
2020-21	J. Poole	11	246	22.4
2021-22 (SC)	M. Moody	4	127	31.8
2021-22 (RS)	Q. Weatherspoon	20	506	25.3
2022-23 (SC)	R. Rollins	10	203	20.3
2022-23 (RS)	M. Moody	5	122	24.4
2023-24 (SC)	L. Quinones	15	354	23.6
2023-24 (RS)	D. Williams	32	642	20.1

REBOUNDS PER GAME		GP	PTS	AVG
2012-13	T. Leslie	36	247	6.9
2013-14	O. Kuzmic	28	328	11.7
2014-15	O. Kusmic	29	348	12.0
2015-16	D. Hobson	44	353	8.0
2016-17	D. Clifford	38	310	8.2
2017-18	D. Jones	45	366	8.1
2018-19	D. Davis	43	321	7.5
2019-20	J. Toscano-Anderson	31	280	9.0
2020-21	K. Wesson	11	109	9.9
2021-22 (SC)	J. Bell	9	112	12.4
2021-22 (RS)	L. Figueroa	23	281	8.8
2022-23 (SC)	J. Wiseman	10	106	10.6
2022-23 (RS)	J. Johnson	32	434	13.6
2023-24 (SC)	U. Garuba	14	123	8.8
2023-24 (RS)	U. Garuba	21	231	11.0

ASSISTS PER GAME		GP	PTS	AVG
2012-13	S. Hannah	49	249	5.1
2013-14	S. Curry	38	221	5.8
2014-15	E. Williams	29	214	7.4
2015-16	A. Craft	30	219	7.3
2016-17	P. Pressey	46	374	8.1
2017-18	Q. Cook	29	234	8.1
2018-19	D. Morris	34	219	6.4
2019-20	J. Pargo	39	246	6.0
2020-21	N. Mannion	9	62	6.9
2021-22 (SC)	J. Dowtin	12	70	5.8
2021-22 (RS)	K. Smith	25	188	7.5
2022-23 (SC)	P. Spencer	5	30	6.0
2022-23 (RS)	J. Robinson	24	118	4.9
2023-24 (SC)	K. Davis	16	89	5.6
2023-24 (RS)	K. Davis	34	8.9	30.1

MINUTES PER GAME		MIN	AVG
2012-13	S. Hannah	1,464	29.8
2013-14	C. Jones	1,750	35.7
2014-15	A. Craft	1,803	36.1
2015-16	E. Williams	861	41.0
2016-17	P. Pressey	1,534	33.4
2017-18	Q. Cook	1042	35.9
2018-19	D. Lee	756	31.5
2019-20	K. Bowman	381	31.7
2020-21	J. Poole	368	33.4
2021-22 (SC)	J. Dowtin	422	35.1
2021-22 (RS)	C. Chiozza	111	37.0
2022-23 (SC)	P. Spencer	156	31.8
2022-23 (RS)	M. Moody	162	32.3
2023-24 (SC)	L. Quinones	477	31.8
2023-24 (RS)	K. Davis	1066	31.4

STEALS PER GAME		GP	PTS	AVG
2012-13	S. Hannah	49	96	2.0
2013-14	S. Curry	38	55	1.4
2014-15	A. Craft	50	125	2.5*
2015-16	A. Craft	30	59	2.0
2016-17	P. Pressey	46	97	2.1
2017-18	A. Hamilton	31	63	2.0
2018-19	A. Cleveland	42	67	1.6
2019-20	D. Marble	26	40	1.5
2020-21	N. Mannion	9	16	1.8
2021-22 (SC)	J. Kuminga	6	11	1.8
2021-22 (RS)	Q. Weatherspoon	20	39	2.0
2022-23 (SC)	L. Quinones	18	20	1.1
2022-23 (RS)	W. Saunder	7	9	1.3
2023-24 (SC)	K. Davus	16	21	1.3
2023-24 (RS)	J. Rowe	43	31	1.4

BLOCKS PER GAME		GP	BLK	AVG
2012-13	M. Gladness	49	114	2.3
2013-14	H. Armstrong	32	56	1.8
2014-15	J.M. McAdoo	33	67	2.0
2015-16	C. Udofia	45	43	.96
2016-17	C. Obekpa	31	71	2.3
2017-18	D. Jones	45	97	2.16
2018-19	D. Davis	43	57	1.3
2019-20	D. Davis	42	72	1.7
2020-21	S. Mawugbe	12	30	2.5
2021-22 (SC)	S. Mawugbe	6	12	2.0
2021-22 (RS)	S. Mawugbe	23	47	2.0
2022-23 (SC)	T. Williams	10	14	1.4
2022-23 (RS)	Jay. Johnson	32	42	2.2
2023-24 (SC)	U. Garuba	14	23	1.6
2023-24 (RS)	A. Brimah	21	59	2.8

FIELD GOAL %		FG	FGA	FG%
2012-13	H. Armstrong	140	223	.628*
2013-14	K. Kotzur	122	205	.595
2014-15	D. Sutton	216	355	.608
2015-16	E. Williams	210	428	.491
2016-17	D. Clifford	171	290	.590
2017-18	D. Jones	278	408	.681
2018-19	D. Davis	199	336	.592
2019-20	D. Davis	215	310	.694
2020-21	S. Mawugbe	29	35	.829
2021-22 (SC)	J. Bell	37	64	.578
2021-22 (RS)	S. Mawugbe	67	101	.663
2022-23 (SC)	J. Wiseman	78	114	.684
2022-23 (RS)	Jay. Johnson	119	204	.583
2023-24 (SC)	U. Garuba	71	109	.651
2023-24 (RS)	U. Garuba	120	214	.561

3-POINT FIELD GOAL %		3FG	3FGA	3P%
2012-13	S. Hannah	106	354	.299
2013-14	D. Nwaelele	102	245	.416
2014-15	M. Thompson	86	233	.369
2015-16	D. Hobson	95	251	.378
2016-17	S. Wood	166	386	.430
2017-18	Q. Cook	83	189	.439
2018-19	M. Derrickson	67	159	.421
2019-20	N. Zeisloft	65	178	.365
2020-21	E. Pemberton	8	18	.444
2021-22 (SC)	J. Evans	11	32	.344
2021-22 (RS)	K. Ledoux	74	184	.402
2022-23 (SC)	D. Hannahs	40	90	.444
2022-23 (RS)	D. Hannahs	164	336	.432
2023-24 (SC)	J. Rowe	28	54	.519*
2023-24 (RS)	Jav. Johnson	90	237	.380

FREE THROW %		FTM	FTA	FT%
2012-13	C. Jones	108	136	.764
2013-14	S. Curry	110	129	.853
2014-15	T. Griffin	68	83	.819
2015-16	A. Craft	65	79	.823
2016-17	S. Wood	99	105	.943*
2017-18	Q. Cook	112	118	.949*
2018-19	K. Nunn	114	133	.857
2019-20	A. Harrison	82	108	.759
2020-21	N. Hinton	14	15	.933
2021-22 (SC)	M. Moody	15	15	1.00
2021-22 (RS)	Q. Weatherspoon	55	62	.887
2022-23 (SC)	D. Hannahs	17	18	.944
2022-23 (RS)	J. Robinson	39	42	.929*
2023-24 (SC)	J. Robinson	21	23	.913
2023-24 (RS)	P. Spencer	51	56	.911

* Denotes NBA G League Leader

Based on per-game average while meeting annual NBA G League leader minimums
(SC) indicates Showcase Cup team leader & (RS) indicates Regular Season team leader2024-2025
SEASON SCHEDULESANTA CRUZ WARRIORS
& KAISER PERMANENTE
ARENA HISTORYBASKETBALL OPERATIONS
& FRONT OFFICE STAFF2024-2025 SANTA CRUZ
WARRIORS ROSTER

2023-2024 SEASON RECAP

SANTA CRUZ WARRIORS
FRANCHISE HISTORYNBA G LEAGUE
INFORMATION

FRANCHISE PLAYER HIGHS

STAT CATEGORY	WARRIORS	OPPONENTS
PTS	48, Elliot Williams (1/23/16 vs. RGV)	56, Manny Harris (2/6/14 vs. LAD)
REB	24*, Jayce Johnson (12/2/23 vs. RCR)	24, Eric Mika (11/9/19 vs. SBL)
AST	22, Frankie Ferrari (1/15/22 vs. TEX)	17*, Josh Magette (11/19/16 vs. LAD)
STL	7, Alex Hamilton (1/25/18 vs. OKL)	8, Kevin Hardy (3/15/18 vs. RGV)
BLK	7*, Damian Jones (12/10/17 vs. AUS)	10, Edy Tavares (3/27/16 vs. AUS)
FGM	18, Ronald Roberts Jr. (1/23/15 vs. RNO)	20, Manny Harris (2/8/14 vs. LAD)
FGA	32, Elliot Williams (1/23/16 vs. RGV)	39, Manny Harris (2/8/14 vs. LAD)
3PM	10, Scott Wood (1/28/17 vs. RGV)	9, Terry Whisnant (12/20/16 vs. IWA)
3PA	23, Moses Moody (1/27/23 vs. RGV)	21*, Terry Whisnant (12/20/16 vs. IWA)
FTM	18, James Michael McAdoo (12/13/14 vs. ERI)	16, Ron Howard (1/6/14 vs. FWN)
FTA	20, James Michael McAdoo (12/13/14 vs. ERI)	19, Ron Howard (1/6/14 vs. FWN)
TO	10, Jordan Poole (2/23/21 vs. IWA)	12, Joel Wright (12/27/14 vs. IDA)

FRANCHISE TEAM HIGHS, LOWS, AND LASTS

STAT CATEGORY	WARRIORS		OPPONENTS	
	HIGH	LOW	HIGH	LOW
POINTS	153 (12/9/23 @ GLI)	72 (3/27/16 vs. AUS)	160 (2/29/24 vs. OKL)	64 (3/8/13 vs. SXF)
POINTS, 1ST QUATER	42 (2x; last, 1/27/24 vs. MHU)	10 (1/17/15 vs. GRD)	45 (3x; last, 2/9/24 vs. IWA)	11 (2/24/17 vs. RNO)
POINTS, 2ND QUATER	44 (12/14/23 @ SBL)	12 (2x; last, 11/25/16 vs. SXF)	48 (12/6/13 vs. RNO)	10 (12/7/12 vs. LAD)
POINTS, 1ST HALF	81 (1/23/15 vs. RNO)	31 (2/12/21 vs. DEL)	84 (1/31/15 vs. RNO)	31 (2x; last, 2/6/18 vs. STO)
POINTS, 3RD QUATER	47 (3/30/24 @ RCR)	6 (11/24/21 vs. OKL)	47 (2x; last, 3/21/24 @ STO)	10 (1/11/13 vs. TUL)
POINTS, 4TH QUATER	51 (1/26/20 vs. SBL)	9 (1/8/13 vs. AUS)	47 (12/17/13 vs. LAD)	8 (3/15/13 vs. SXF)
POINTS, 2ND HALF	84 (1/9/17 vs. RGV)	25 (1/8/13 vs. AUS)	79 (2/29/24 @ OKL)	25 (3/8/13 vs. SXF)
LARGEST WIN	39 (2/22/21 vs. ONT; 129-90)			
LARGEST LOSS	53 (2/29/24 vs. OKL; 160-107)			
LARGEST LEAD	42 (2/22/21 vs. ONT)			
LARGEST DEFICIT	54 (12/12/17 vs. NAS)			
BIGGEST LEAD BLOWN	25 (2/25/21 vs. MHU)			
BIGGEST COMEBACK	24 (2/28/20 vs. RGV)			
FIELD GOAL %	62.0% (11/15/17 vs. SLC)	28.9% (3/27/16 vs. AUS)	61.9% (11/24/17 vs. RGV)	24.7% (3/8/13 vs. SXF)
3-POINT FIELD GOAL %	63.2% (11/3/17 vs. ONT)	4.5% (2/20/14 vs. SPG)	64.3% (1/29/16 vs. BAK)	0.0% (3/8/13 vs. SXF)
FREE THROW %	100.0% (2x; last, 1/18/23 vs. MHU)	38.5% (11/17/19 vs. SLC)	90.0% (2/15/23 vs. TEX)	25.0% (12/20/21 vs. LIN)
PERSONAL FOULS	40 (12/21/16 vs. SXF)	11 (12/8/19 vs. WCB)	33 (2/20/13 vs. LAD)	9 (1/1/13 vs. SXF)
REBOUNDS	66 (2x; last, 2/22/23 vs. AUS)	26 (11/24/17 vs. RGV)	64 (12/9/21 vs. ONT)	25 (11/18/18 vs. NAS)
ASSISTS	40 (1/5/23 vs. GLI)	2 (4/1/16 vs. IDA)	40 (1/9/17 vs. RGV)	8 (11/30/16 vs. WES)
STEALS	20 (11/12/19 vs. RGV)	0 (1/13/23 vs. SXF)	23 (2/20/13 vs. LAD)	0 (12/17/19 vs. ONT)
TURNOVERS	32 (12/21/22 vs. CCG)	4 (11/27/15 vs. AUS)	33 (12/27/14 vs. IDA)	4 (2/9/23 vs. WCB)
BLOCKS	18 (1/22/16 vs. RGV)	0 (4x; last, 1/18/23 vs. MHU)	16 (1/23/16 vs. RGV)	0 (7x; last, 12/30/22 vs. STO)

STATISTICAL FRANCHISE LEADERS AND ALL-TIME TRANSACTIONS

WARRIORS FRANCHISE LEADERS

Rank	Player	Points	Seasons Played
1	Cameron Jones	1,995	2012-14, 2016-17
2	Darlington Hobson	1,418	2012-13, 2014-16
3	Mychel Thompson	1,262	2013-17
4	Elliot Williams	1,216	2014-16
5	Damion Lee	1,085	2016-18
6	Damian Jones	1,006	2016-18
7	Daniel Nwaelele	1,002	2012-14, 2015-16
8	Taylor Griffin	958	2012-13, 2014-15
9	Kendrick Nunn	948	2018-19
10	Aaron Craft	866	2014-16

Rank	Player	Rebounds	Seasons Played
1	Darlington Hobson	738	2012-13, 2014-16
2	Ogjen Kuzmic	676	2013-16
3	Deyonta Davis	659	2018-20
4	Damian Jones	582	2016-18
5	Taylor Griffin	572	2012-13, 2014-15
6	Cameron Jones	467	2012-14, 2016-17
7	Hilton Armstrong	435	2012-14
8	Mychel Thompson	408	2013-17
9	Alen Smailagic	347	2018-21
10	Maurice Baker	317	2012-16

Rank	Player	Assists	Seasons Played
1	Aaron Craft	530	2014-16
2	Darlington Hobson	505	2012-13, 2014-16
3	Cameron Jones	382	2012-14, 2016-17
4	Phil Pressey	372	2016-17
5	Jeremy Pargo	371	2017-18, 2019-20
6	Alex Hamilton	356	2016-201
7	Elliot Williams	339	2014-16
8	Maurice Baker	261	2012-16
9	Steffon Hannah	255	2012-14
10	Quinn Cook	234	2017-18

Rank	Player	Steals	Seasons Played
1	Aaron Craft	184	2014-16
2	Cameron Jones	164	2012-14, 2016-17
3	Mychel Thompson	136	2013-17
4	Darlington Hobson	120	2012-13, 2014-16
5	Alex Hamilton	112	2016-2018
6	Steffon Hannah	97	2012-14
7	Phil Pressey	96	2016-17
8	Taylor Griffin	92	2012-13, 2014-15
9	Maurice Baker	89	2012-16
10	Damion Lee	81	2017-Present

Rank	Player	Blocks	Seasons Played
1	Damian Jones	160	2016-18
2	Deyonta Davis	129	2018-20
3	Hilton Armstrong	121	2012-14
4	Mickell Gladness	114	2012-13
5	Ognjen Kuzmic	102	2013-15
6	Selom Mawugbe	87	2020-22
7	Alen Smailagic	70	2018-21
8	Chris Obekpa	69	2016-17
9	James Michael McAdoo	67	2014-15
10	Mychel Thompson	67	2013-17

Rank	Player	FG% (min 100 att)	Seasons Played
1	Deyonta Davis	.643 (414-646)	2018-20
2	Damian Jones	.640 (418-653)	2016-18
3	Dominique Sutton	.607 (219-361)	2014-15
4	Daniel Coursey	.605 (69-114)	2015-16
5	Kevin Kotzur	.598 (122-205)	2013-14
6	Hilton Armstrong	.592 (277-468)	2012-14
7	Dennis Clifford	.590 (171-290)	2016-17
8	Deyonta Davis	.589 (200-339)	2018-Present
9	James Michael McAdoo	.575 (248-431)	2014-15
10	Jarred Shaw	.568 (62-111)	2015-16

Rank	Player	3FG% (min 100 att)	Seasons Played
1	Quinn Cook	.439 (83-189)	2017-18
2	Ryan Taylor	.431 (78-181)	2019-21
3	Scott Wood	.430 (166-386)	2016-17
4	Marcus Derrickson	.421 (67-159)	2018-19
5	Georges Niang	.415 (51-123)	2017-18
6	Kalob Ledoux	.402 (74-184)	2021-22
7	Daniel Nwaelele	.401 (178-444)	2012-14, 2015-16
8	LaDontae Henton	.383 (90-235)	2016-17
9	James Southerland	.382 (148-387)	2016-18
10	Antoniou Cleveland	.377 (46-122)	2017-Present

Rank	Player	FT% (min. 100 att)	Seasons Played
1	Quinn Cook	.949 (112-118)	2017-18
2	Scott Wood	.943 (99-105)	2016-17
3	Damion Lee	.870 (254-292)	2017-Present
4	Kendrick Nunn	.857 (114-133)	2018 Present
5	Seth Curry	.853 (110-129)	2013-14
6	Cameron Jones	.826 (393-476)	2012-14, 2016-17
7	Daniel Nwaelele	.816 (142-174)	2012-14, 2015-16
8	Aaron Craft	.800 (168-210)	2014-16
9	Elgin Cook	.778 (84-108)	2016-17
10	Lance Goulbourne	.774 (103-133)	2012-14

WARRIORS ALL-TIME CALL-UPS

#	PLAYER	CALLED UP TO	CALL-UP DATE
1	Chris Johnson	Minnesota Timberwolves	Jan. 19, 2013
2	Travis Leslie	Utah Jazz	Mar. 10, 2013
3	Scott Machado	Golden State Warriors	Apr. 7, 2013
4	Dewayne Dedmon	Golden State Warriors	Nov. 18, 2013
5	Hilton Armstrong	Golden State Warriors	Dec. 11, 2013
6	Seth Curry	Memphis Grizzlies	Dec. 24, 2013
7	Dewayne Dedmon	Philadelphia 76ers	Jan. 13, 2014
8	Hilton Armstrong	Golden State Warriors	Feb. 22, 2014
9	Dewayne Dedmon	Orlando Magic	Feb. 25, 2014
10	Seth Curry	Cleveland Cavaliers	Mar. 21, 2014
11	Hilton Armstrong	Golden State Warriors	Mar. 30, 2014
12	Elliot Williams	Utah Jazz	Jan. 7, 2015
13	James Michael McAdoo	Golden State Warriors	Jan. 19, 2015
14	James Michael McAdoo	Golden State Warriors	Feb. 2, 2015
15	Elliot Williams	Charlotte Hornets	Feb. 4, 2015
16	James Michael McAdoo	Golden State Warriors	Feb. 19, 2015
17	Elliot Williams	New Orleans Hornets	Mar. 4, 2015
18	Elliot Williams	Memphis Grizzlies	Jan. 8, 2016
19	Antoniou Cleveland	Dallas Mavericks	Nov. 17, 2017
20	Georges Niang	Utah Jazz	Jan. 14, 2018
21	Antoniou Cleveland	Atlanta Hawks	Feb. 22, 2018
22	Damion Lee	Atlanta Hawks	Mar. 13, 2018
23	Deyonta Davis	Atlanta Hawks	Mar. 19, 2019
24	Kendrick Nunn	Miami Heat	Apr. 10, 2019
25	Juan Toscano-Anderson	Golden State Warriors	Feb. 7, 2020
26	Jeremy Pargo	Golden State Warriors	Feb. 8, 2020
27	Alex Toupane	Milwaukee Bucks	Mar. 14, 2021
28	Quindary Weatherspoon	Golden State Warriors	Dec. 23, 2021
29	Jordan Bell	Chicago Bulls	Dec. 30, 2021
30	Lester Quinones	Golden State Warriors	Mar. 2, 2023
31	Lester Quinones	Golden State Warriors	Mar. 17, 2023
32	Gui Santos	Golden State Warriors	Nov. 7, 2023
33	Lester Quinones	Golden State Warriors	Feb. 22, 2024
34	Pat Spencer	Golden State Warriors	Feb. 22, 2024
35	Javonte Green	Chicago Bulls	Mar. 25, 2024
36	Usman Garuba	Golden State Warriors	Apr. 15, 2024

WARRIORS ALL-TIME FRANCHISE ASSIGNMENTS

SEASON	PLAYER	ASSIGNMENTS	NBA TEAM
2012-13	Kent Bazemore	5	Golden State Warriors
2012-13	Jeremy Tyler	5	Golden State Warriors
2012-13	Malcolm Thomas	1	Golden State Warriors
2012-13	Scott Machado	1	Golden State Warriors
2013-14	Dewayne Dedmon	2	Golden State Warriors
2013-14	Ogjen Kuzmic	10	Golden State Warriors
2013-14	Nemanja Nedovic	9	Golden State Warriors
2013-14	Kent Bazemore	2	Golden State Warriors
2013-14	MarShon Brooks	2	Golden State Warriors
2014-15	Justin Holiday	1	Golden State Warriors
2014-15	Ognjen Kuzmic	8	Golden State Warriors
2014-15	Festus Ezeli	1	Golden State Warriors
2014-15	James Michael McAdoo	4	Golden State Warriors
2015-16	Kevon Looney	4	Golden State Warriors
2015-16	Mike Dunleavy Jr.	1	Chicago Bulls
2015-16	Cliff Alexander	1	Portland Trail Blazers
2015-16	Luis Montero	1	Portland Trail Blazers
2016-17	Diamond Stone	1	Los Angeles Clippers
2016-17	Damian Jones	9	Golden State Warriors
2016-17	Kevon Looney	3	Golden State Warriors
2016-17	Patrick McCaw	2	Golden State Warriors
2016-17	Briante Weber	1	Golden State Warriors
2017-18	Damian Jones	8	Golden State Warriors
2017-18	Quinn Cook	5	Golden State Warriors
2017-18	C.J. Wilcox	1	Portland Trail Blazers
2017-18	Patrick McCaw	2	Golden State Warriors
2017-18	Jordan Bell	1	Golden State Warriors
2018-19	Jacob Evans III	10	Golden State Warriors
2018-19	DeMarcus Cousins	3	Golden State Warriors
2019-20	Alen Smailagic	9	Golden State Warriors
2019-20	Jordan Poole	1	Golden State Warriors
2019-20	Stephen Curry	1	Golden State Warriors
2019-20	Jacob Evans III	1	Golden State Warriors
2019-20	Jusuf Nurkic	1	Portland Trail Blazers
2020-21	Jordan Poole	1	Golden State Warriors
2020-21	Alen Smailagic	1	Golden State Warriors
2021-22	Jonathan Kuminga	6	Golden State Warriors
2021-22	Moses Moody	8	Golden State Warriors
2021-22	Damion Lee	1	Golden State Warriors
2021-22	Klay Thompson	2	Golden State Warriors
2021-22	James Wiseman	2	Golden State Warriors
2022-23	James Wiseman	2	Golden State Warriors
2022-23	Ryan Rollings	9	Golden State Warriors
2022-23	Moses Moody	2	Golden State Warriors
2022-23	Patrick Baldwin	12	Golden State Warriors
2022-23	Lester Quinones	4	Golden State Warriors
2023-24	Gui Santos	19	Golden State Warriors
2023-24	Brandin Podziemski	3	Golden State Warriors
2023-24	Trayce Jackson-Davis	10	Golden State Warriors
2023-24	Cory Joseph	1	Golden State Warriors
2023-24	Stephen Curry	1	Golden State Warriors

ALL-TIME SERIES MATCHUP HISTORY

OPPONENT	OVERALL W-L	HOME W-L	AWAY W-L	CURRENT STREAK
AUSTIN	27-12	13-8	14-4	W8
BIRMINGHAM	7-5	5-1	2-4	L2
CAPITAL CITY	1-1	1-1	0-0	L1
CLEVELAND	7-5	6-3	1-2	L2
COLLEGE PARK	0-0	0-0	0-0	-
DELAWARE	4-2	2-0	2-2	L1
GRAND RAPIDS	3-6	2-5	1-1	L1
GREENSBORO	2-0	1-0	1-0	W2
INDIANA	8-7	4-2	4-5	L1
IOWA	19-8	10-7	9-1	W9
LONG ISLAND	4-1	3-0	1-1	W4
MAINE	5-3	3-0	2-3	W1
MEMPHIS	9-7	5-2	4-5	L1
MEXICO CITY	2-2	0-0	2-2	W1
MOTOR CITY	0-0	0-0	0-0	-
OKLAHOMA CITY	22-16	11-8	11-8	L1
OSCEOLA	1-2	0-2	1-0	L2
RAPTORS	3-4	2-2	1-2	L3
RIO GRANDE VALLEY	22-17	14-6	8-12	W2
RIP CITY	2-0	-	2-0	W2
SALT LAKE CITY	32-24	17-9	15-15	W1
SAN DIEGO	17-9	11-2	6-7	W2
SIOUX FALLS	10-12	5-8	5-4	L3
SOUTH BAY	29-27	14-12	15-15	L2
STOCKTON	29-30	17-11	12-19	L3
TEXAS	20-13	10-6	10-7	W4
VALLEY	0-0	0-0	0-0	-
WESTCHESTER	5-2	3-0	2-2	W2
WINDY CITY	2-3	1-1	1-2	W1
WISCONSIN	3-1	1-1	2-0	W1

THE LAST TIME...

WARRIORS

OPPONENT

Played an overtime game	3/28/24 (W; 121-116 vs. OKL)	3/28/24 (W; 121-116 vs. OKL)
Played a double-overtime game	1/7/22 (W; 127-123 vs. OKL)	1/7/22 (W; 127-123 vs. OKL)
Scored 120-plus points	3/30/24 vs. RCR (131)	3/30/24 vs. RCR (123)
Scored 80-or-fewer points	11/24/21 vs. OKL (71)	12/20/21 vs. LIN (77)
Scored 40-plus points in a quarter	3/30/24 vs. RCR (47, 3rd)	3/21/24 vs. STO (41, 3rd)
Scored 10-or-fewer points in a quarter	11/24/21 at OKL (6, 3rd)	11/19/23 vs. SBL (10, 1st)
Outrebounded opponent by 20-or-more	11/21/23 @ SLC (60-37)	12/8/18 vs. RGV (59-39)
Had three players with 30-plus points	Never	1/9/17 at RGV (Johnson, Morris, Payton III, Wiltjer)
Had two players with 30-plus points	3/15/23 vs. SLC (Quinones, Hannahs)	3/27/24 vs. SBL (Hamilton, Baugh)
Had four players with 20-plus points	2/9/24 vs. IWA (Davis, Green, Rowe, Williams)	3/21/24 vs. STO (Burton, Johnson, Jones, Nowell)
Had three players with 20-plus points	4/4/24 @ STO (Davis, Garuba, Spencer)	4/4/23 @ STO (Burton, Johnson, Jones)
Had four players with 10-plus rebounds	3/25/23 vs. TEX (Santos, Quinones, Johnson, Baldwin Jr.)	2/7/20 at SXF (Mulder, Palo, Macon)
Had three players with 10-plus rebounds	3/23/24 vs. STO (Garuba, Santos, Davis)	2/23/24 vs. RAP (Freeman-Liberty, Porter, Winslow)
Had all five starters score double figures	4/2/24 vs. SLC (Davis, Garuba, Jav. Johnson, Sanots, Williams)	4/2/24 vs. SLC (Bazley, Juzang, Lofton Jr., Potter, Preston)
Had seven players score double figures	4/2/24 vs. SLC (Davis, Garuba, Jav. Johnson, Sanots, Spencer, Rowe, Williams)	3/29/24 vs. RCR (Brown, Conditt IV, Moore, Hagans, Hodge, Reese, Knox II)
Had three players with double-doubles	3/27/24 vs. SBL (Davis, Garuba, Rowe)	4/3/15 at RNO (Dar Tucker, 53)
Had a player score 50-59 points	Never	2/24/17 at RNO (Gary Neal, 41)
Had a player score 40-49 points	3/15/23 vs. SLC (Lester Quinones, 46)	3/27/24 vs. SBL (Bryce Hamilton, 43)
Had a player score 30-39 points	3/27/24 vs. SBL (Jackson Rowe, 30)	4/2/24 vs. SLC (Darius Bazley, 30)
Had a player with 20-plus rebounds	12/1/23 vs. RCR (Jay. Johnson, 24)	11/9/19 vs. SBL (Eric Mika, 24)
Had a player with 15-19 rebounds	4/2/24 vs. SLC (Usman Garuba, 19)	2/24/24 vs. RAP (Jontay Porter, 17)
Had a player with 15-plus assists	3/16/24 vs. GLI (Kendric Davis, 16)	3/21/24 vs. STO (Mason Jones, 15)
Had a player with a triple-double	3/16/24 vs. GLI (Kendric Davis, 15 pts, 16 ast, 10 reb)	3/21/24 vs. STO (Mason Jones, 20 pts, 15 ast, 10 reb)
Had a player with 20 points/20 rebounds	Never	12/8/18 vs. RGV (Isaiah Hartenstein (22 pts, 23 reb)

2024-2025
SEASON SCHEDULE

SANTA CRUZ WARRIORS
& KAISER PERMANENTE
ARENA HISTORY

BASKETBALL OPERATIONS
& FRONT OFFICE STAFF

2024-2025 SANTA CRUZ
WARRIORS ROSTER

2023-2024 SEASON RECAP

SANTA CRUZ WARRIORS
FRANCHISE HISTORY

NBA G LEAGUE
INFORMATION

ALL-TIME STAFF CALL-UPS

Santa Cruz Warriors to Golden State Warriors

2013	Sammy Gelfand	Basketball Operations
2014	Kirk Lacob	Basketball Operations
2014	Matt de Nesnera	Business
2016	Devin Dismang	Business
2016	Roger Sancho	Basketball Operations
2016	Jonnie West	Basketball Operations
2017	Kyle Barbour	Basketball Operations
2017	Kelsey Kraskian	Business
2017	Christina Peterson	Business
2017	Jacob Rubin	Basketball Operations
2018	David Fatoki	Basketball Operations
2019	Erika Cruz	Business
2019	Candice Fredriksson	Business
2019	Kent Lacob	Basketball Operations
2019	Aaron Miles	Basketball Operations
2019	Mike Parr	Business
2019	Cody Smoot	Business
2020	Cassandra Jobe	Business
2020	Long Lam	Basketball Operations
2021	Ryan Atkinson	Basketball Operations
2021	Michael Lee	Basketball Operations
2021	Kris Weems	Basketball Operations
2022	Mac Osborne	Basketball Operations
2022	Jacob Trujillo	Business
2022	Anthony Vereen	Basketball Operations
2023	Melissa Coffin	Business
2023	Seth Cooper	Basketball Operations
2023	Annika Kelsey	Business
2023	Madison Taylor	Business
2024	Jack Brusa	Business
2024	Noel Hightower	Basketball Operations
2024	Kyle Hunter	Basketball Operations
2024	Emily Novakovich	Business
2024	Michael Salame	Basketball Operations
2024	Jelani Townsell	Business

2024-2025
SEASON SCHEDULESANTA CRUZ WARRIORS
& KAISER PERMANENTE
ARENA HISTORYBASKETBALL OPERATIONS
& FRONT OFFICE STAFF2024-2025 SANTA CRUZ
WARRIORS ROSTER

2023-2024 SEASON RECAP

SANTA CRUZ WARRIORS
FRANCHISE HISTORYNBA G LEAGUE
INFORMATION

WARRIORS POSTSEASON HISTORY

2024-2025
SEASON SCHEDULESANTA CRUZ WARRIORS
& KAISER PERMANENTE
ARENA HISTORYBASKETBALL OPERATIONS
& FRONT OFFICE STAFF2024-2025 SANTA CRUZ
WARRIORS ROSTER

2023-2024 SEASON RECAP

SANTA CRUZ WARRIORS
FRANCHISE HISTORYNBA G LEAGUE
INFORMATION

WARRIORS INDIVIDUAL RECORDS

INDIVIDUAL

PTS:	44	Seth Curry, 4/10/14 vs. LAD
FGM:	15	Seth Curry, 4/10/14 vs. LAD
FGA:	23	2x, last Kendrick Nunn, 4/2/19 at RGV
3PTM:	9	Seth Curry, 4/10/2014 vs. LAD
3PTA:	14	2x, Curry 4/26/14 at FWN; 4/10/14 vs. LAD
FTM:	12	2x, last Jabari Brown 4/5/17 vs OKL
FTA:	16	Jabari Brown, 4/5/17 vs. OKL
REB:	19	Usman Garuba, 4/2/24 vs. SLC
O-REB:	10	Usman Garuba, 4/2/24 vs. SLC
D-REB:	13	2x, last Lance Goulbourne 4/17/14 vs. RGV
AST:	11	Kendric Davis, 4/2/24 vs. SLC
STL:	6	Aaron Craft, 4/17/15 at AUS
BLK:	8	Chris Obekpa, 4/5/17 vs. OKL
TO:	8	Kiwi Gardner, 4/19/14 at RGV

WARRIORS TEAM HIGHS

PTS:	147	4/21/14 at RGV
PTS, Q1	41	4/17/14 vs. RGV
PTS, Q2	43	3/29/19 vs. OKL
PTS, H1	77	3/29/19 vs. OKL
PTS, Q3	44	4/12/14 at LAD
PTS, Q4	42	4/10/14 vs. LAD
PTS, H2	81	4/10/14 vs. LAD
FGM:	51	2x, last 4/17/14 vs. RGV
FGA:	108	4/2/24 vs. SLC
FG%	57.9%	4/21/14 at RGV
3PTM:	18	4/5/22 at SBL
3PTA:	43	4/2/24 at SLC
3PT%	48.3%	4/23/15 at FWN
FTM:	29	4/19/13 vs. AUS
FTA:	43	4/19/13 vs. AUS
FT%	88.5%	4/17/14 vs. RGV
REB:	59	3x, last 4/17/14 vs. RGV
O-REB:	21	4/17/14 vs. RGV
D-REB:	47	3/9/21 vs. RGV
AST:	36	4/5/22 at SBL
STL:	18	4/17/15 at AUS
BLK:	12	4/5/17 vs. OKL
TO:	25	4/2/19 at RGV
PF:	31	4/8/17 at OKL

WARRIORS TEAM LOWS

PTS:	91	2x, 4/19/15 vs. AUS
PTS, Q1	14	4/27/13 at RGV
PTS, Q2	18	4/20/15 vs. AUS
PTS, H1	41	4/27/13 at RGV
PTS, Q3	14	3/10/21 vs. LAK
PTS, Q4	15	4/10/17 at OKL
PTS, H2	35	3/10/21 vs. LAK
FGM:	31	2x, 4/24/14 vs. FWN, 3/10/21 vs. LAK
FGA:	73	2x, last 4/19/15 vs. AUS
FG%	34.8%	4/24/14 vs. FWN
3PTM:	4	2x, last 4/19/15 vs. AUS
3PTA:	16	4/20/15 vs. AUS
3PT%	18.2%	4/24/14 vs. FWN
FTM:	4	4/2/24 vs. SLC
FTA:	6	4/2/24 vs. SLC
FT%	56.3%	4/8/15 at OKL
REB:	31	4/19/15 vs. AUS
O-REB:	6	3/10/21 vs. LAK
D-REB:	23	2x, last 4/19/15 vs. AUS
AST:	17	3/10/21 vs. LAK
STL:	4	3/9/21 vs. RGV
BLK:	0	4/23/15 at FWN
TO:	7	4/2/24 vs. SLC
PF:	16	4/2/24 vs. SLC

OPPONENT INDIVIDUAL RECORDS

INDIVIDUAL

PTS:	43	Isaiah Canaan, 4/19/14 at RGV
FGM:	15	Tony Mitchell, 4/10/13 at FWN
FGA:	31	Tony Mitchell, 4/10/13 at FWN
3PTM:	8	3x, last Ramon Harris, 4/23/15 at FWN
3PTA:	17	Isaiah Canaan, 4/19/14 at RGV
FTM:	12	Ron Howard, 4/10/13 at FWN
FTA:	13	Ron Howard, 4/10/13 at FWN
REB:	16	JaMychal Green, 4/17/13 at AUS
O-REB:	8	JaMychal Green, 4/17/13 at AUS
D-REB:	12	Robert Covington, 4/19/14 at RGV
AST:	12	Mason Jones, 4/4/24 at STO
STL:	10	Gary Payton II, 4/2/19 at RGV
BLK:	4	6x, last Micah Potter, 4/2/24 vs. SLC
TO:	8	Toure' Murry, 4/25/13 vs. RGV

OPPONENT TEAM HIGHS

PTS:	144	4/2/19 at RGV
PTS, Q1	38	4/10/14 vs. LAD
PTS, Q2	43	4/2/19 at RGV
PTS, H1	75	4/2/19 at RGV
PTS, Q3	41	4/8/17 at OKL
PTS, Q4	38	2x, 4/10/17 at OKL
PTS, H2	73	2x, last 4/5/17 vs. OKL
FGM:	52	4/10/14 vs. LAD
FGA:	106	2x, last 4/10/14 vs. LAD
FG%	57.3%	4/8/17 at OKL
3PTM:	22	4/2/19 at RGV
3PTA:	52	2x, last 4/21/14 vs. RGV
3PT%	50.0%	2x, last 4/19/15 vs. AUS
FTM:	30	4/8/17 at OKL
FTA:	44	4/8/17 at OKL
FT%	88.9%	4/4/24 at STO
REB:	60	4/24/14 vs. FWN
O-REB:	25	4/10/15 vs. OKL
D-REB:	43	4/24/14 vs. FWN
AST:	32	4/5/22 at SBL
STL:	17	4/2/19 at RGV
BLK:	11	4/19/14 at RGV
TO:	26	4/2/19 at RGV
PF:	31	4/19/13 vs. AUS

OPPONENT TEAM LOWS

PTS:	81	3/9/21 vs. RGV
PTS, Q1	15	3/9/21 vs. RGV
PTS, Q2	14	4/20/15 vs. AUS
PTS, H1	39	2x, 4/20/15 vs. AUS, 3/9/21 vs. RGV
PTS, Q3	15	4/24/14 vs. FWN
PTS, Q4	18	3/29/19 vs. OKL
PTS, H2	43	4/24/14 vs. FWN
FGM:	30	2x, 4/19/15 vs. AUS, 3/9/21 vs. RGV
FGA:	73	4/17/15 at AUS
FG%	32.6%	3/9/21 vs. RGV
3PTM:	5	2x, last 4/13/13 vs. FWN
3PTA:	15	4/10/13 at FWN
3PT%	19.4%	4/10/15 vs. OKL
FTM:	5	4/9/21 vs. RGV
FTA:	8	3/9/21 vs. RGV
FT%	53.6%	4/5/22 at SBL
REB:	34	2x, last 4/4/24 at STO
O-REB:	4	4/8/15 at OKL
D-REB:	20	4/21/14 at RGV
AST:	15	4/17/13 at AUS
STL:	3	4/17/15 at AUS
BLK:	1	4/26/14 at FWN
TO:	8	4/19/14 at RGV
PF:	13	2x, last 4/2/24 vs. SLC

WARRIORS RECORD WHEN...

GAME RESULT	WARRIORS	OPPONENT
OVERALL	18-12	
HOME	10-3	
AWAY	7-7	
NEUTRAL	1-1	
+/- 3 PTS	1-1	
SHOOT 50.0%+	8-0	2-2
SHOOT 45-49.9%	6-6	4-4
SHOOT 44.9% OR LESS	4-6	7-3
SCORE 100+	17-8	11-11
SCORE 90-99	1-4	6-0
SCORE 89 OR LESS	---	2-0
MORE REBS.	13-5	5-7
MORE ASTS	17-5	2-7
MORE STEALS	11-1	8-10
MORE TOs	9-7	11-4
HIGHER FG%	15-5	5-7
LEADING Q1	12-7	7-4
LEADING HALF	15-2	4-9
LEADING Q3	16-4	3-7
SCORE U/20 / Q1	1-3	4-1
SCORE 30+ / Q1	5-3	5-2
SCORE 50+ / HALF	16-6	10-10

WARRIORS PLAYOFF MILESTONES

Largest Margin of Victory	31 (4/17/14 vs. RGV)
Largest Margin of Defeat	23 (4/19/14 vs. RGV)
Largest Lead	35 (4/17/14 vs. RGV)
Largest Deficit	31 (4/19/14 vs. RGV)
Largest Blown Lead	16 (4/10/17 at OKL)
Largest Deficit Overcome	20 (4/23/15 at FWN)

WARRIORS PLAYOFF HISTORY

DATE	OPP	W/L	SCORE	RD
4/4/24	at STO	L	109-112	WSF
4/2/24	vs. SLC	W	113-111	WQF
4/5/22	vs. SBL	L	123-134	WQF
3/10/21	vs. LAK (N)	L	96-108	SS-SF
3/9/21	vs. RGV (N)	W	110-81	SS
4/2/19	at RGV	L	125-144	WCF
3/29/19	vs. OKL	W	117-102	WSF
4/10/17	at OKL	L	104-124	WSF
4/8/17	at OKL	L	117-131	WSF
4/5/17	vs. OKL	W	121-120	WSF
4/26/15	vs. FWN	W	109-96	F
4/23/15	at FWN	W	119-115	F
4/20/15	vs. AUS	W	97-83	WCF
4/19/15	vs. AUS	L	91-100	WCF
4/17/15	at AUS	W	106-95	WCF
4/10/15	vs. OKL	W	109-97	WSF
4/8/15	at OKL	W	105-98	WSF
4/26/14	at FWN	L	113-119	F
4/24/14	vs. FWN	L	92-102	F
4/21/14	at RGV	W	147-128	WCF
4/19/14	at RGV	L	113-136	WCF
4/17/14	vs. RGV	W	135-104	WCF
4/12/14	at LAD	W	138-126	WSF
4/10/14	vs. LAD	W	140-127	WSF
4/27/13	at RGV	L	91-102	F
4/25/13	vs. RGV	L	102-112	F
4/19/13	vs. AUS	W	103-97	WCF
4/17/13	at AUS	W	106-101	WCF
4/13/13	vs. FWN	W	110-92	WSF
4/10/13	at FWN	W	124-118	WSF

2012-2013 SANTA CRUZ WARRIORS
FINAL SEASON STATISTICS

2024-2025
SEASON SCHEDULE
SANTA CRUZ WARRIORS
& KAISER PERMANENTE
ARENA HISTORY
BASKETBALL OPERATIONS
& FRONT OFFICE STAFF

#	PLAYER	GP	GS	MIN	FIELD GOALS			3-POINT FG			FREE THROWS			REBOUND			AST	PF	STL	TO	BLK	PTS	AVG
					FG	FGA	PCT	FG	FGA	FG%	FTM	FTA	FT%	OFF	DEF	TOT							
21	Kent Bazemore	5	5	170	41	84	0.488	11	27	0.407	15	20	0.75	7	31	14	14	16	22	18	5	108	21.6
33	Jeremy Tyler	12	5	330	89	162	0.549	0	2	0	31	51	0.608	43	62	12	12	46	9	52	4	209	17.4
15	Travis Leslie	36	32	985	234	473	0.495	28	77	0.364	58	79	0.734	94	153	76	76	79	62	86	19	554	15.4
13	Steffhon Hannah	49	47	1464	236	688	0.343	106	354	0.299	110	148	0.743	38	145	249	249	130	96	165	3	688	14
34	Hilton Armstrong	29	24	767	140	223	0.628	0	0	-	109	157	0.694	65	13	24	24	111	29	73	65	389	13.4
9	Cameron Jones	50	33	1353	252	521	0.484	19	52	0.365	108	136	0.794	26	117	113	113	84	63	68	3	631	12.6
34	Chris Johnson	14	5	360	60	113	0.531	0	1	0	33	49	0.673	29	57	15	15	38	15	10	29	153	10.9
12	Taylor Griffin	48	44	1228	190	446	0.426	25	72	0.347	109	163	0.669	111	199	91	91	139	59	82	26	514	10.7
18	Darlington Hobson	36	10	929	126	322	0.391	41	125	0.328	38	67	0.567	57	159	152	152	81	34	94	12	331	0.2
22	Malcolm Thomas	1	1	39	4	8	0.5	0	0	-	0	0	-	5	10	4	4	3	1	4	1	8	8
22	Edwin Ubiles	14	0	246	47	121	0.388	4	26	0.154	11	16	0.688	9	27	18	18	3	4	16	5	109	7.8
14	Dan Nwaelele	30	0	548	73	175	0.417	42	107	0.3993	33	38	0.868	12	64	37	37	61	15	34	4	221	7.4
34	Chris Daniels	3	1	66	8	18	0.444	0	2	0	5	9	0.556	6	11	0	0	13	1	8	7	21	7
7	Scott Machado	10	0	151	17	53	0.321	6	23	0.261	25	29	0.862	2	16	34	34	8	10	20	1	65	6.5
32	Mickell Gladness	49	19	1072	130	257	0.506	0	0	-	48	88	0.545	104	196	19	19	109	17	48	114	308	6.3
7	Justin Johnson	21	0	371	49	131	0.374	1	8	0.125	30	36	0.833	7	53	31	31	29	11	28	1	129	6.1
23	Maurice Baker	47	23	1219	105	261	0.402	24	72	0.333	38	46	0.826	21	151	146	146	105	45	82	4	272	5.8
24	Lance Goulbourne	35	1	626	68	158	0.43	3	18	0.167	59	75	0.787	54	131	25	25	56	11	36	23	198	5.7
22	Carlton Brown	6	0	95	11	35	0.314	4	13	0.308	7	12	0.583	4	15	9	9	3	2	10	0	33	5.5
WARRIORS		50	50	12015	1880	4249	0.442	314	979	0.321	867	1219	0.711	694	173	1069	1069	1114	506	326	326	4941	98.8
OPPONENTS		50	50	12015	1748	4284	0.408	378	1126	0.336	967	1323	0.731	681	1581	992	992	1040	548	278	278	4841	96.8

SINGLE-GAME HIGHS									
#	PLAYER	MIN	REB	AST	STL	TO	BLK	PTS	
21	Kent Bazemore	38	11	5	5	6	3	27	
33	Jeremy Tyler	34	17	2	3	7	3	31	
15	Travis Leslie	37	14	7	6	5	2	31	
13	Steffhon Hannah	39	10	11	4	9	1	28	
34	Hilton Armstrong	39	14	3	4	5	6	30	
9	Cameron Jones	42	10	8	5	5	1	30	
34	Chris Johnson	36	11	4	3	2	4	24	
12	Taylor Griffin	41	17	6	4	5	4	23	
18	Darlington Hobson	39	15	11	3	6	2	20	
22	Malcolm Thomas	39	15	4	1	4	1	8	
22	Edwin Ubiles	24	7	5	1	2	2	17	
14	Dan Nwaelele	33	7	4	2	4	1	21	
34	Chris Daniels	24	6	0	1	4	3	8	
7	Scott Machado	26	4	6	3	3	1	22	
32	Mickell Gladness	38	14	3	2	3	5	16	
7	Justin Johnson	26	7	4	2	4	1	12	
23	Maurice Baker	39	9	8	3	4	1	20	
24	Lance Goulbourne	31	15	4	1	3	3	17	
22	Carlton Brown	20	5	3	1	4	0	8	
WARRIORS		255	64	33	16	31	14	130	
OPPONENTS		255	64	35	23	26	14	131	

AVERAGE PER GAME									
#	PLAYER	MIN	REB	AST	STL	TO	BLK	PTS	
21	Kent Bazemore	34	7.6	2.8	4.4	3.6	1	21.6	
33	Jeremy Tyler	27.5	8.8	1	0.8	4.3	0.3	17.4	
15	Travis Leslie	27.4	6.9	2.1	1.7	2.4	0.5	15.4	
13	Steffhon Hannah	29.9	3.7	5.1	2	3.4	0.1	14	
34	Hilton Armstrong	26.4	6.8	0.8	1	2.5	2.2	13.4	
9	Cameron Jones	27.1	2.9	2.3	1.3	1.4	0.1	12.6	
34	Chris Johnson	25.7	6.1	1.1	1.1	0.7	2.1	10.9	
12	Taylor Griffin	25.6	6.5	1.9	1.2	1.7	0.5	10.7	
18	Darlington Hobson	25.8	6	4.2	0.9	2.6	0.3	9.2	
22	Malcolm Thomas	39	15	4	1	4	1	8	
22	Edwin Ubiles	17.6	2.6	1.3	0.3	1.1	0.4	7.8	
14	Dan Nwaelele	18.3	2.5	1.2	0.5	1.1	0.1	7.4	
34	Chris Daniels	22	5.7	0	0.3	2.7	2.3	7	
7	Scott Machado	15.1	1.8	3.4	1	2	0.1	6.5	
32	Mickell Gladness	21.9	6.1	0.4	0.3	1	2.3	6.3	
7	Justin Johnson	17.7	2.9	1.5	0.5	1.3	0	6.1	
23	Maurice Baker	25.9	3.7	3.1	1	1.7	0.1	5.8	
24	Lance Goulbourne	17.9	5.3	0.7	0.3	1	0.7	5.7	
22	Carlton Brown	15.8	3.2	1.5	0.3	1.7	0	5.5	
WARRIORS		240.3	48.5	21.4	10.1	18.7	6.5	98.8	
OPPONENTS		240.3	45.2	19.8	11	17.1	5.6	96.8	

TEAM INFORMATION

Record	32-18
Position	2nd Western Division G League Finals
Head Coach	Nate Bjorkgren
Assistant Coach	Vitaly Potapenko
General Manager	Kirk Laboc

Call-Ups	
Chris Johnson (MIN)	
Travis Lelsie (UTA)	
Scoot Machado (GSW)	
Awards	
Stephon Hannah	Defensive Player of the Year All-Defensive First Team
Cameron Jones	Most Improved Player
Travis Leslie	All-Star Game MVP All-G League Second Team
Scott Macado	All-Rookie First Team

2024-2025 SANTA CRUZ
WARRIORS ROSTER

2023-2024 SEASON RECAP

SANTA CRUZ WARRIORS
FRANCHISE HISTORY

NBA G LEAGUE
INFORMATION

2013-2014 SANTA CRUZ WARRIORS FINAL SEASON STATISTICS

#	PLAYER	GP	GS	MIN	FIELD GOALS			3-POINT FG			FREE THROWS			REBOUND			AST	PF	STL	TO	BLK	PTS	AVG
					FG	FGA	PCT	FG	FGA	FG%	FTM	FTA	FT%	OFF	DEF	TOT							
13	Seth Curry	38	37	1318	269	616	0.437	99	266	0.372	110	129	0.853	16	101	117	221	70	55	108	6	747	19.7
9	Cameron Jones	49	41	1750	343	746	0.46	63	158	0.399	204	240	0.85	49	151	200	166	140	64	125	4	953	19.4
2	Kent Bazemore	2	32	65	10	34	0.294	3	19	0.158	15	17	0.882	1	7	8	7	6	4	2	2	38	19
21	Dewayne Dedmon	15	15	507	102	189	0.54	0	1	0	24	35	0.686	66	137	203	19	69	23	31	35	228	15.2
14	Nemanja Nedovic	15	11	429	78	195	0.4	26	87	0.299	42	49	0.857	4	34	38	63	39	14	43	4	224	14.9
19	Joe Alexander	14	6	352	84	161	0.522	0	1	0	24	30	0.8	34	64	98	16	34	8	29	13	192	13.7
18	Dominic McGuire	22	18	704	120	251	0.478	10	29	0.345	43	60	0.717	46	164	210	68	50	16	46	17	293	13.3
22	Lance Goulbourne	14	6	362	66	140	0.471	0	11	0	44	58	0.759	35	78	113	22	24	9	24	3	176	12.6
7	Dan Nwaelele	46	43	1433	199	438	0.454	102	245	0.416	71	91	0.78	54	146	200	93	110	40	84	10	571	12.4
34	Hilton Armstrong	32	23	839	137	245	0.559	1	3	0.333	110	148	0.743	85	152	237	62	115	22	89	56	385	12
33	MarShon Brooks	2	2	48	10	23	0.435	0	2	0	4	5	0.8	0	4	4	5	6	2	4	0	24	12
24	William Buford	32	1	708	114	278	0.41	24	72	0.333	40	53	0.755	23	83	106	45	68	21	38	3	292	9.1
12	Scott Machado	13	1	268	35	102	0.343	7	30	0.233	35	44	0.795	11	27	38	41	18	7	22	3	112	8.6
33	Karron Johnson	3	0	37	8	15	0.533	1	3	0.333	8	13	0.615	3	7	10	2	14	0	3	0	25	8.3
42	Kevin Kotzur	37	12	701	122	205	0.595	0	1	0	29	47	0.617	84	124	208	28	50	9	28	13	273	7.4
12	Steffon Hannah	1	0	26	3	14	0.214	1	5	0.2	0	0	-	0	2	2	6	4	1	2	0	7	7
17	Kiwi Gardner	35	0	480	92	204	0.451	12	44	0.273	43	58	0.741	27	38	65	102	61	46	64	2	239	6.8
32	Ognjen Kuzmic	28	19	718	78	157	0.497	0	0	-	33	55	0.6	123	205	328	24	93	24	39	45	189	6.8
15	Mychel Thompson	44	9	823	96	253	0.379	41	112	0.366	57	69	0.826	36	94	130	55	79	42	46	19	290	6.6
22	Orion Outenbridge	11	0	132	20	35	0.571	0	0	-	7	13	0.538	13	21	34	6	14	2	6	5	47	4.3
23	Maurice Baker	26	4	334	32	74	0.432	2	12	0.167	14	16	0.875	16	39	55	52	39	17	20	2	80	3.1
WARRIORS		50		12030	2018	4375	0.461	392	1101	0.356	957	1230	0.778	726	1678	2404	1103	1103	426	853	242	5385	107.7
OPPONENTS		50		12030	1939	4365	0.444	497	1385	0.359	962	1327	0.725	672	1543	2215	1102	1042	456	788	248	5337	106.7

Single-Game Highs								
#	Player	Min	Reb	AST	STL	TO	BLK	PTS
13	Seth Curry	42	7	13	5	9	1	36
9	Cameron Jones	46	11	8	5	6	1	31
2	Kent Bazemore	33	5	4	3	2	1	25
21	Dewayne Dedmon	44	21	5	4	5	6	27
14	Nemanja Nedovic	42	5	8	3	6	1	31
19	Joe Alexander	38	12	4	3	6	3	24
18	Dominic McGuire	43	16	6	4	5	5	22
22	Lance Goulbourne	45	19	4	2	4	1	28
7	Dan Nwaelele	43	10	8	3	6	2	25
34	Hilton Armstrong	37	13	7	2	6	6	26
33	MarShon Brooks	26	3	3	1	3	0	18
24	William Buford	34	8	6	3	4	1	21
12	Scott Machado	34	10	7	2	3	1	18
37	Karron Johnson	20	6	2	0	2	0	15
42	Kevin Kotzur	40	15	3	2	3	2	24
12	Stefhon Hannah	26	2	6	1	2	0	7
17	Kiwi Gardner	32	8	9	5	6	1	23
32	Ognjen Kuzmic	35	24	3	4	3	5	16
15	Mychel Thompson	40	8	5	4	3	4	22
22	Orion Outerbridge	21	7	1	1	2	3	14
23	Maurice Baker	27	7	8	2	2	1	16
WARRIORS		255	66	34	15	30	12	129
OPPONENTS		255	62	34	17	26	11	140

AVERAGE PER GAME								
#	PLAYER	MIN	REB	AST	STL	TO	BLK	PTS
13	Seth Curry	34.7	3.1	5.8	1.4	2.8	0.2	19.7
9	Cameron Jones	35.7	4.1	3.4	1.3	2.6	0.1	19.4
2	Kent Bazemore	32.5	4	3.5	2	1	1	19
21	Dewayne Dedmon	33.8	13.5	1.3	1.5	2.1	2.3	15.2
14	Nemanja Nedovic	28.6	2.5	4.2	0.9	2.9	0.3	14.9
19	Joe Alexander	25.1	7	1.1	0.6	2.1	0.9	13.7
18	Dominic McGuire	32	9.5	3.1	0.7	2.1	0.8	13.3
22	Lance Goulbourne	25.9	8.1	1.6	0.6	1.7	0.2	12.6
7	Dan Nwaelele	31.2	4.3	2	0.9	1.8	0.2	12.4
34	Hilton Armstrong	26.2	7.4	1.9	0.7	2.8	1.8	12
33	MarShon Brooks	24	2	2.5	1	2	0	12
24	William Buford	22.1	3.3	1.4	0.7	1.2	0.1	9.1
12	Scott Machado	20.6	2.9	3.2	0.5	1.7	0.2	8.6
33	Karron Johnson	12.3	3.3	0.7	0	1	0	8.3
42	Kevin Kottzur	18.9	5.6	0.8	0.2	0.8	0.4	7.4
12	Stefhon Hannah	26	2	6	1	2	0	7
17	Kiwi Gardner	13.7	1.9	2.9	1.3	1.8	0.1	6.8
32	Ognjen Kuzmic	25.6	11.7	0.9	0.9	1.4	1.6	6.8
15	Mychel Thompson	18.7	3	1.3	1.3	1	0.4	6.6
22	Orion Outenbridge	12	3.1	0.5	0.5	0.5	0.5	4.3
23	Maurice Baker	12.8	2.1	2	2	0.8	0.1	3.1
WARRIORS		240.6	48.1	22.1	8.5	17.1	4.8	107.7
OPPONENTS		240.6	44.3	22	9.1	15.8	5	106.7

TEAM INFORMATION

Record	29-21
Position	2nd Western Division G League Finals
Head Coach	Casey Hill
Assistant Coach	Vitaly Potapenko
General Manager	Kirk Laboc

Call-Ups	
	Dewayne Dedmon (GSW, PHI, ORL) Hilton Armstrong (GSW) Seth Curry (MEM, CLE)

Awards	
Hilton Armstrong	All-G League Second Team All-Defensive Second Team All-Star Selection All-Rookie First Team
Seth Curry	All-G League Third Team All-Star Selection
Dewayne Dedmon	All-Star Selection
Cameron Jones	All-Star Selection

2014-2015 SANTA CRUZ WARRIORS
FINAL SEASON STATISTICS

2024-2025
SEASON SCHEDULE

SANTA CRUZ WARRIORS
& KAISER PERMANENTE
ARENA HISTORY

BASKETBALL OPERATIONS
& FRONT OFFICE STAFF

2024-2025 SANTA CRUZ
WARRIORS ROSTER

2023-2024 SEASON RECAP

SANTA CRUZ WARRIORS
FRANCHISE HISTORY

NBA G LEAGUE
INFORMATION

#	PLAYER	GP	GS	MIN	FIELD GOALS			3-POINT FG			FREE THROWS			REBOUND			AST	PF	STL	TO	BLK	PTS	AVG
					FG	FGA	PCT	FG	FGA	FG%	FTM	FTA	FT%	OFF	DEF	TOT							
19	Ronald Roberts	2	0	59	25	32	0.781	0	0	-	9	17	0.529	9	18	27	5	9	0	5	4	59	29.5
	Justin Holiday	1	1	37	9	20	0.45	5	11	0.455	3	5	0.6	1	5	6	4	0	1	1	2	26	26
19	Joe Alexander	13	13	416	119	215	0.553	0	3	0	44	51	0.863	40	64	104	15	37	11	24	22	282	21.7
7	Elliot Williams	29	25	1045	230	485	0.474	46	123	0.374	113	155	0.729	17	121	138	214	49	33	86	2	619	21.3
24	James M. McAdoo	33	31	1082	248	431	0.575	1	4	0.25	148	216	0.685	98	188	286	76	104	66	77	67	645	19.5
15	Mychel Thompson	47	41	1412	248	541	0.458	86	233	0.369	86	133	0.647	30	131	161	99	101	59	64	32	668	14.2
22	Dominique Sutton	41	5	1017	219	361	0.607	11	34	0.324	82	162	0.506	97	166	263	79	124	54	90	14	531	13
32	Ognjen Kuzmic	29	29	890	150	304	0.493	0	2	0	71	92	0.772	122	226	348	48	88	14	50	57	371	12.8
18	Darlington Hobson	25	12	732	124	294	0.422	35	91	0.385	29	43	0.674	42	128	170	136	65	21	75	10	312	12.5
9	Sean Kilpatrick	22	10	537	97	253	0.383	31	113	0.274	33	37	0.892	4	69	73	42	29	17	31	1	258	11.7
	Festus Ezeli	2	0	42	9	19	0.474	0	0	-	2	2	1	6	4	10	0	7	2	5	6	20	10
12	Taylor Griffin	46	21	1087	168	378	0.444	40	108	0.37	68	83	0.819	53	209	262	73	113	33	56	24	444	9.7
20	Blake Ahearn	9	0	192	27	68	0.397	15	40	0.375	17	18	0.944	2	15	17	24	20	6	14	0	86	9.6
14	Aaron Craft	50	50	1800	165	380	0.434	29	113	0.257	103	131	0.786	30	214	244	310	129	125	86	13	462	9.2
13	Carrick Felix	5	4	128	19	46	0.413	3	17	0.176	3	7	0.429	2	26	28	14	9	2	6	3	44	8.8
34	Anthony Vereen	31	1	362	86	133	0.647	0	5	0	31	46	0.674	20	70	90	19	65	5	24	0	203	6.5
18	Milos Milisavljevic	21	1	272	34	86	0.395	11	40	0.275	23	25	0.92	7	23	30	30	29	5	28	2	102	4.9
17	Kiwi Gardner	29	0	313	47	119	0.395	13	35	0.371	30	38	0.789	9	30	39	60	32	23	30	3	137	4.7
21	Mitchell Watt	9	0	130	17	45	0.378	0	2	0	8	17	0.471	19	19	38	6	18	1	10	11	42	4.7
23	Maurice Baker	19	6	254	38	78	0.487	3	9	0.333	7	8	0.875	9	31	40	35	23	13	14	0	86	4.5
33	Kenny Hall	6	0	59	11	21	0.524	0	0	-	2	3	0.667	7	14	21	2	5	3	3	1	24	4
18	Andrew Warren	15	0	172	13	48	0.271	5	29	0.172	3	5	0.6	6	15	21	13	21	6	9	2	34	2.3
	WARRIORS	50		12030	2103	4357	0.483	334	1012	0.33	915	1294	0.707	630	1786	2416	1304	1077	500	788	276	5455	109.1
	OPPONENTS	50		12030	1864	4412	0.422	498	1478	0.337	882	1219	0.724	682	1586	2268	1047	1102	426	815	253	5108	102.2

SINGLE-GAME HIGHS									
#	PLAYER	MIN	REB	AST	STL	TO	BLK	PTS	
21	Ronald Roberts	30	19	3	0	3	3	39	
33	Justin Holiday	37	6	4	1	1	2	26	
15	Joe Alexander	39	14	3	2	4	5	35	
13	Elliot Williams	45	14	12	5	7	1	33	
34	James M. McAdoo	46	18	6	5	5	7	39	
9	Mychel Thompson	43	8	6	4	5	3	30	
34	Dominique Sutton	40	15	6	4	6	2	32	
12	Ognjen Kuzmic	43	19	5	2	5	6	30	
18	Darlington Hobson	46	13	11	4	7	2	28	
22	Sean Kilpatrick	40	8	5	3	6	1	19	
22	Festus Ezeli	24	6	0	2	3	3	12	
14	Taylor Griffin	38	11	5	2	4	3	24	
34	Blake Ahearn	34	4	6	3	3	0	22	
7	Aaron Craft	45	11	15	6	6	2	25	
32	Carrick Felix	34	12	6	1	4	2	17	
7	Anthony Vereen	27	9	3	1	4	0	19	
23	Milos Milisavljevic	18	4	4	1	5	1	15	
24	Kiwi Gardner	32	5	10	3	4	1	21	
22	Mitchell Watt	20	7	2	1	3	3	8	
23	Maurice Baker	35	9	6	3	5	0	21	
33	Kenny Hall	21	9	2	2	2	1	16	
18	Andrew Warren	22	4	3	2	2	1	6	
	WARRIORS	270	62	39	19	24	13	138	
	OPPONENTS	270	59	34	14	33	11	157	

AVERAGE PER GAME									
#	PLAYER	MIN	REB	AST	STL	TO	BLK	PTS	
21	Ronald Roberts	29.5	13.5	2.5	0	2.5	2	29.5	
33	Justin Holiday	37	6	4	1	1	2	26	
15	Joe Alexander	32	8	1.2	0.8	1.8	1.7	21.7	
13	Elliot Williams	36	4.8	7.4	1.1	3	0.1	21.3	
34	James M. McAdoo	32.8	8.7	2.3	2	2.3	2	19.5	
9	Mychel Thompson	30	3.4	2.1	1.3	1.4	0.7	14.2	
34	Dominique Sutton	24.8	6.4	1.9	1.3	2.2	0.3	13	
12	Ognjen Kuzmic	30.7	12	1.7	0.5	1.7	2	12.8	
18	Darlington Hobson	29.3	6.8	5.4	0.8	3	0.4	12.5	
22	Sean Kilpatrick	24.4	3.3	1.9	0.8	1.4	0	11.7	
22	Festus Ezeli	21	5	0	1	2.5	3	10	
14	Taylor Griffin	23.6	5.7	1.6	0.7	1.2	0.5	9.7	
34	Blake Ahearn	21.3	1.9	2.7	0.7	1.6	0	9.6	
7	Aaron Craft	36	4.9	6.2	2.5	1.7	0.3	9.2	
32	Carrick Felix	25.6	5.6	2.8	0.4	1.2	0.6	8.8	
7	Anthony Vereen	11.7	2.9	0.6	0.2	0.8	0	6.5	
23	Milos Milisavljevic	13	1.4	1.4	0.2	1.3	0.1	4.9	
24	Kiwi Gardner	10.8	1.3	2.1	0.8	1	0.1	4.7	
22	Mitchell Watt	14.4	4.2	0.7	0.1	1.1	1.2	4.7	
23	Maurice Baker	134	2.1	1.8	0.7	0.7	0	4.5	
33	Kenny Hall	9.8	3.5	0.3	0.5	0.5	0.2	4	
18	Andrew Warren	11.5	1.4	0.9	0.4	0.6	0.1	2.3	
	WARRIORS	240.6	48.3	26.1	10	15.8	5.5	109.1	
	OPPONENTS	240.6	45.4	20.9	8.5	16.3	5.1	102.2	

TEAM INFORMATION

Record	35-15
Position	1st Western Conference G League Champions
Head Coach	Casey Hill
Assistant Coach	James Andrisevic, Raman Sposato
Assoc. General Manager	Pat Sund, Jonnie West
Call-Ups	
James Michael McAdoo (GSW) Hilton Armstrong (GSW) Elliot Williams (UTA, CHA, NOP)	
Awards	
Aaron Craft	Defensive Player of the Year All-Defensive First Team
Elliot Williams	Playoff Most Valuable Player All-G League Second Team All-Star Selection
James Michael McAdoo	All-G League Second Team All-Rookie First Team All-Star Selection

2015-2016 SANTA CRUZ WARRIORS
FINAL SEASON STATISTICS

2024-2025
SEASON SCHEDULE

SANTA CRUZ WARRIORS
& KAISER PERMANENTE
ARENA HISTORY

BASKETBALL OPERATIONS
& FRONT OFFICE STAFF

2024-2025 SANTA CRUZ
WARRIORS ROSTER

2023-2024 SEASON RECAP

SANTA CRUZ WARRIORS
FRANCHISE HISTORY

NBA G LEAGUE
INFORMATION

#	PLAYER	GP	GS	MIN	FIELD GOALS			3-POINT FG			FREE THROWS			REBOUND			AST	PF	STL	TO	BLK	PTS	AVG
					FG	FGA	PCT	FG	FGA	FG%	FTM	FTA	FT%	OFF	DEF	TOT							
4	Elliot Williams	21	21	861	210	428	0.491	35	102	0.343	142	180	0.789	19	123	142	125	47	24	62	4	597	28.4
13	Darlington Hobson	44	35	1532	289	678	0.426	95	251	0.378	102	142	0.718	58	295	353	217	131	64	120	29	775	17.6
	Luis Montero	4	4	113	21	51	0.412	5	13	0.385	18	23	0.783	6	18	24	15	12	6	12	7	65	16.3
17	Verdell Jones	50	31	1551	295	642	0.46	75	203	0.369	139	194	0.716	33	127	160	190	108	65	100	13	804	16.1
8	Xavier Henry	9	0	170	39	87	0.448	7	20	0.35	55	67	0.821	5	21	26	6	19	7	18	3	140	15.6
	Cliff Alexander	4	4	108	25	48	0.521	0	0	-	10	14	0.714	7	22	29	2	15	2	9	8	60	15
14	Aaron Craft	30	30	1056	157	337	0.466	25	90	0.278	65	79	0.823	16	123	139	219	92	59	70	26	404	13.5
12	Dan Nwaelele	16	10	471	69	173	0.399	34	92	0.37	38	45	0.844	7	59	66	38	36	11	33	7	210	13.1
33	Daniel Orton	20	20	473	97	178	0.545	1	1	1	68	98	0.694	20	80	100	31	92	19	65	53	263	13.2
	Mychel Thompson	14	3	407	60	151	0.397	27	84	0.321	29	39	0.744	2	44	46	25	28	16	19	6	176	12.6
	Kevon Looney	12	0	231	44	111	0.396	9	29	0.31	20	28	0.714	36	53	89	9	33	8	11	11	117	9.8
15	Jarred Shaw	17	3	331	63	111	0.568	0	1	0	26	33	0.788	18	58	76	15	41	9	28	13	152	8.9
3	Juwan Staten	13	9	377	47	104	0.452	3	9	0.333	19	29	0.655	3	21	24	48	21	14	25	0	116	8.9
18	Ronnie Brewer	41	31	1028	132	305	0.433	19	74	0.257	16	30	0.533	33	156	189	80	50	54	39	21	299	7.3
55	Mac Koshwal	17	14	471	55	116	0.474	0	0	-	14	40	0.35	60	85	145	23	48	28	27	9	124	7.3
9	Terrence Drisdorn	26	0	461	74	162	0.457	9	32	0.281	24	34	0.706	18	64	82	32	46	24	23	15	181	7
41	Daniel Coursey	24	8	393	69	114	0.605	0	0	-	13	15	0.867	24	64	88	12	61	9	16	21	151	6.3
24	Chris Udofia	45	24	1151	112	234	0.479	0	1	0	43	88	0.489	99	149	248	67	145	44	58	43	267	5.9
34	Anthony Vereen	43	1	629	90	189	0.476	0	4	0	52	79	0.658	39	75	114	36	105	10	38	13	232	5.4
23	Maurice Baker	19	2	332	30	74	0.405	0	12	0	5	7	0.714	13	37	50	29	33	14	10	1	65	3.4
	WARRIORS	50		12135	1978	4293	0.461	344	1018	0.338	898	1264	0.71	516	1674	2190	1219	1163	478	783	303	5198	104
	OPPONENTS	50		12135	1948	4292	0.454	514	1493	0.344	948	1285	0.738	563	1738	2301	1200	1095	427	814	320	5358	107.2

SINGLE-GAME HIGHS									
#	PLAYER	MIN	REB	AST	STL	TO	BLK	PTS	
4	Elliot Williams	46	15	11	3	6	1	48	
13	Darlington Hobson	45	18	10	5	6	3	27	
	Luis Montero	33	7	7	3	6	5	20	
17	Verdell Jones	44	7	10	4	6	2	40	
8	Xavier Henry	22	6	2	5	6	2	25	
	Cliff Alexander	31	8	1	1	4	3	21	
14	Aaron Craft	44	11	13	5	7	7	30	
12	Dan Nwaelele	40	9	5	2	5	3	25	
33	Daniel Orton	36	9	5	4	6	6	23	
	Mychel Thompson	69	6	4	3	4	2	28	
	Kevon Looney	23	12	3	2	3	2	18	
15	Jarred Shaw	30	11	3	2	4	3	19	
3	Juwan Staten	36	4	7	3	4	0	18	
18	Ronnie Brewer	42	12	8	5	4	3	18	
55	Mac Koshwal	39	18	6	4	5	3	17	
9	Terrence Drisdorn	37	8	6	3	4	3	23	
41	Daniel Coursey	29	9	2	2	3	3	24	
24	Chris Udofia	39	13	5	3	4	5	18	
34	Anthony Vereen	27	7	6	2	3	3	17	
23	Maurice Baker	32	8	5	3	2	1	10	
	WARRIORS	270	62	38	17	26	18	132	
	OPPONENTS	270	64	36	16	26	16	133	

AVERAGE PER GAME									
#	PLAYER	MIN	REB	AST	STL	TO	BLK	PTS	
4	Elliot Williams	41	6.8	6	1.1	3	0.2	28.4	
13	Darlington Hobson	34.8	8	4.9	1.5	2.7	0.7	17.6	
	Luis Montero	28.3	6	3.8	1.5	3	1.8	16.3	
17	Verdell Jones	31	3.2	3.8	1.3	2	0.3	16.1	
8	Xavier Henry	18.9	2.9	0.7	0.8	2	0.3	15.6	
	Cliff Alexander	27	7.3	0.5	0.5	2.3	2	15	
14	Aaron Craft	35.2	4.6	7.3	2	2.3	0.9	13.5	
12	Dan Nwaelele	29.4	4.1	2.4	0.7	2.1	0.4	13.1	
33	Daniel Orton	23.7	5	1.6	1	3.3	2.7	13.2	
	Mychel Thompson	29.1	3.3	1.8	1.1	1.4	0.4	12.6	
	Kevon Looney	19.3	7.4	0.8	0.7	0.9	0.9	9.8	
15	Jarred Shaw	19.5	4.5	0.9	0.5	1.6	0.8	8.9	
3	Juwan Staten	29	1.8	3.7	1.1	1.9	0	8.9	
18	Ronnie Brewer	25.1	4.6	2	1.3	1	0.5	7.3	
55	Mac Koshwal	27.7	8.5	1.4	1.6	1.6	0.5	7.3	
9	Terrence Drisdorn	17.7	3.2	1.2	0.9	0.9	0.6	7	
41	Daniel Coursey	16.4	3.7	0.5	0.4	0.7	0.9	6.3	
24	Chris Udofia	25.6	5.5	1.5	1	1.3	1	5.9	
34	Anthony Vereen	14.6	2.7	0.8	0.2	0.9	0.3	5.4	
23	Maurice Baker	17.5	2.6	1.5	0.7	0.5	0.1	3.4	
	WARRIORS	242.7	43.8	24.4	9.7	15.7	6.1	104	
	OPPONENTS	242.7	46	24	8.5	16.3	6.4	107.2	

TEAM INFORMATION	
Record	19-31
Position	4th Pacific Division
Head Coach	Casey Hill
Assoc. Head Coach	James Andrisevic
Assistant Coach	Raman Sposato
Assoc. General Manager	Pat Sund, Jonnie West
Call-Ups	
Elliot Williams (MEM)	
Awards	
Aaron Craft	All-Defensive First Team
Elliot Williams	Player of the Month - December 2015 All-Star Selection

2016-2017 SANTA CRUZ WARRIORS
FINAL SEASON STATISTICS

#	PLAYER	GP	GS	MIN	FIELD GOALS			3-POINT FG			FREE THROWS			REBOUND			AST	PF	STL	TO	BLK	PTS	AVG
					FG	FGA	PCT	FG	FGA	FG%	FTM	FTA	FT%	OFF	DEF	TOT							
2	Jabari Brown	9	0	243	62	117	0.53	28	51	0.549	51	58	0.879	5	29	34	27	16	3	22	2	203	22.6
26	Phil Pressey	46	45	1533	285	722	0.395	106	321	0.33	154	200	0.77	33	210	243	374	94	97	157	8	830	18
23	Elgin Cook	22	1	468	115	208	0.553	8	24	0.333	84	108	0.778	41	65	106	19	63	21	31	10	322	14.6
1	Diamond Stone	4	2	69	22	49	0.449	3	10	0.3	11	13	0.846	6	12	18	2	9	1	13	4	58	14.5
10	Scott Wood	50	49	1511	217	486	0.447	166	386	0.43	99	105	0.943	12	197	209	60	100	37	52	8	699	14
7	James Southerland	35	28	943	175	375	0.467	93	237	0.392	38	53	0.717	37	181	218	32	89	38	27	43	481	13.7
13	LaDontae Henton	37	18	1068	181	450	0.402	90	236	0.381	50	68	0.735	40	155	195	62	72	29	47	20	502	13.6
36	Kevon Looney	4	1	79	23	41	0.561	0	3	0	5	12	0.417	20	25	45	2	11	4	1	4	51	12.8
0	Patrick McCaw	2	2	71	9	26	0.346	2	10	0.2	5	6	0.833	0	8	8	9	4	2	5	2	25	12.5
9	Cameron Jones	34	15	901	156	350	0.446	18	66	0.273	81	100	0.81	30	94	124	103	77	38	71	5	411	12.1
42	Dennis Clifford	38	34	990	171	290	0.59	0	0	-	111	172	0.645	80	230	310	77	120	23	101	39	453	11.9
3	Alex Hamilton	43	5	1007	166	364	0.456	12	53	0.226	148	211	0.701	33	113	146	194	67	49	97	7	492	11.4
5	Damian Jones	31	21	819	148	254	0.583	0	0	-	55	110	0.5	79	143	222	33	95	13	43	65	351	11.3
11	Cleanthony Early	14	0	250	52	105	0.495	13	30	0.433	23	36	0.639	15	45	60	10	31	8	15	14	140	10
1	Keith Steffek	1	0	15	2	5	0.4	2	4	0.5	0	0	-	1	0	1	2	4	2	2	0	6	6
8	Terrence Drisdom	43	17	772	84	183	0.459	13	44	0.295	37	47	0.787	36	120	156	59	56	31	26	24	218	5.1
21	Chris Obekpa	31	0	469	67	126	0.532	0	1	0	23	43	0.535	63	104	167	23	89	17	27	71	157	5.1
15	Mychel Thompson	27	4	559	42	145	0.29	28	85	0.329	16	23	0.696	10	60	70	39	57	20	15	9	128	4.7
17	Ferrakohn Hall	10	8	153	14	44	0.318	5	16	0.313	8	11	0.727	6	24	30	9	20	3	12	2	41	4.1
32	Jaleel Roberts	6	0	44	6	12	0.5	0	0	-	5	6	0.833	1	6	7	3	10	0	3	4	17	2.8
8	Carl Ona-Embo	6	0	54	4	12	0.333	3	7	0.429	2	3	0.667	0	6	6	7	6	0	3	0	13	2.2
WARRIORS		50		12011	2001	4362	0.459	590	1584	0.372	1006	1385	0.726	548	1827	2375	1146	1090	436	770	341	5598	112
OPPONENTS		50		12015	1985	4582	0.433	506	1455	0.348	945	1298	0.728	647	1763	2410	1113	1143	458	723	269	5421	108.4

SINGLE-GAME HIGHS									
#	PLAYER	MIN	REB	AST	STL	TO	BLK	PTS	
2	Jabari Brown	33	7	5	1	4	1	36	
26	Phil Pressey	41	17	19	6	8	2	32	
23	Elgin Cook	33	11	4	4	5	3	33	
1	Diamond Stone	25	9	1	1	5	2	31	
10	Scott Wood	42	10	3	3	3	2	32	
7	James Southerland	40	13	3	5	3	3	31	
13	LaDontae Henton	40	11	5	3	3	3	32	
36	Kevon Looney	24	20	1	2	1	2	18	
0	Patrick McCaw	39	6	5	1	3	1	15	
9	Cameron Jones	41	10	9	4	7	3	23	
42	Dennis Clifford	38	17	6	2	7	3	26	
3	Alex Hamilton	38	8	11	4	7	1	35	
5	Damian Jones	37	14	5	2	4	6	25	
11	Cleanthony Early	31	8	2	3	3	3	25	
1	Keith Steffek	15	1	2	2	2	0	6	
8	Terrence Drisdom	35	8	5	3	3	3	17	
21	Chris Obekpa	31	15	3	2	3	6	11	
15	Mychel Thompson	34	6	5	3	3	2	15	
17	Ferrakohn Hall	27	7	2	1	3	2	10	
32	Jaleel Roberts	17	3	2	0	2	3	6	
8	Carl Ona-Embo	14	3	3	0	1	0	13	
WARRIORS		255	65	35	15	22	14	148	
OPPONENTS		255	61	40	15	22	15	155	

AVERAGE PER GAME									
#	PLAYER	MIN	REB	AST	STL	TO	BLK	PTS	
2	Jabari Brown	27	3.8	3	0.3	2.4	0.2	22.6	
26	Phil Pressey	33.3	5.3	8.1	2.1	3.4	0.2	18	
23	Elgin Cook	21.3	4.8	0.9	1	1.4	0.5	14.6	
1	Diamond Stone	17.3	4.5	0.5	0.3	3.3	1	14.5	
10	Scott Wood	30.2	4.2	1.2	0.7	1	0.2	14	
7	James Southerland	26.9	6.2	0.9	1.1	0.8	1.2	13.7	
13	LaDontae Henton	28.9	5.3	1.7	0.8	1.3	0.5	13.6	
36	Kevon Looney	19.8	11.3	0.5	1	0.3	1	12.8	
0	Patrick McCaw	35.5	4	4.5	1	2.5	1	12.5	
9	Cameron Jones	26.5	3.6	3	1.1	2.1	0.1	12.1	
42	Dennis Clifford	26.1	8.2	2	0.6	2.7	1	11.9	
3	Alex Hamilton	23.4	3.4	4.5	1.1	2.3	0.2	11.4	
5	Damian Jones	26.4	7.2	1.1	0.4	1.4	2.1	11.3	
11	Cleanthony Early	17.9	4.3	0.7	0.6	1.1	1	10	
1	Keith Steffek	15	1	2	2	2	0	6	
8	Terrence Drisdom	18	3.6	1.4	0.7	0.6	0.6	5.1	
21	Chris Obekpa	15.1	5.4	0.7	0.5	0.9	2.3	5.5	
15	Mychel Thompson	20.7	2.6	1.4	0.7	0.6	0.3	4.7	
17	Ferrakohn Hall	15.3	3	0.9	0.3	1.2	0.2	4.1	
32	Jaleel Roberts	7.3	1.2	0.5	0	0.5	0.7	2.8	
8	Carl Ona-Embo	9	1	1.2	0	0.5	0	2.2	
WARRIORS		240.2	47.5	22.9	8.7	15.4	6.8	112	
OPPONENTS		240.3	48.2	22.3	9.2	14.5	5.4	108.4	

TEAM INFORMATION	
Record	31-19
Position	2nd Pacific Division G League Quarterfinals
Head Coach	Casey Hill
Assistant Coach	Ross McMains, Kelly Peters
General Manager	Kent Labob
Call-Ups	
NONE	
Awards	
Dennis Clifford	All-Star Selection
Scott Wood	Three-Point Shootout Champion

2024-2025
SEASON SCHEDULE

SANTA CRUZ WARRIORS
& KAISER PERMANENTE
ARENA HISTORY

BASKETBALL OPERATIONS
& FRONT OFFICE STAFF

2024-2025 SANTA CRUZ
WARRIORS ROSTER

2023-2024 SEASON RECAP

SANTA CRUZ WARRIORS
FRANCHISE HISTORY

NBA G LEAGUE
INFORMATION

2017-2018 SANTA CRUZ WARRIORS
FINAL SEASON STATISTICS

2024-2025
SEASON SCHEDULE

SANTA CRUZ WARRIORS
& KAISER PERMANENTE
ARENA HISTORY

BASKETBALL OPERATIONS
& FRONT OFFICE STAFF

2024-2025 SANTA CRUZ
WARRIORS ROSTER

2023-2024 SEASON RECAP

SANTA CRUZ WARRIORS
FRANCHISE HISTORY

NBA G LEAGUE
INFORMATION

#	PLAYER	GP	QS	MIN	FIELD GOALS			3-POINT FG			FREE THROWS			REBOUND			AST	PF	STL	TO	BLK	PTS	AVG
					FG	FGA	PCT	FG	FGA	FG%	FTM	FTA	FT%	OFF	DEF	TOT							
12	Quinn Cook	29	29	1042	269	510	0.527	83	189	0.439	112	118	0.949	14	120	134	234	64	27	111	8	733	25.3
6	Terrence Jones	16	9	477	115	216	0.532	16	43	0.372	62	118	0.525	20	93	113	74	52	19	49	21	308	19.3
23	Georges Niang	26	26	860	193	352	0.548	51	123	0.415	41	49	0.837	33	140	173	127	85	29	83	8	478	18.4
4	Jeremy Pargo	12	11	416	77	173	0.445	23	59	0.39	16	23	0.696	3	28	31	123	30	9	41	3	193	16.1
55	Jabari Brown	9	8	250	53	121	0.438	23	66	0.348	13	18	0.722	1	16	17	22	24	8	24	0	142	15.8
3	Damion Lee	38	13	1129	199	436	0.456	50	164	0.305	151	165	0.915	34	156	190	99	84	53	89	5	599	15.8
15	Damian Jones	45	45	1379	278	409	0.68	2	4	0.5	115	165	0.697	107	259	366	90	142	29	90	97	673	15
4	Antionius Cleveland	6	0	154	31	52	0.596	6	11	0.545	17	19	0.895	8	15	23	14	18	8	6	2	85	14.2
2	Jordan Bell	1	1	28	7	9	0.778	0	0	-	0	0	-	1	5	6	5	2	1	2	1	14	14
40/8	Patrick McCaw	2	2	58	11	30	0.367	2	10	0.2	4	4	1	0	9	9	7	2	3	4	0	28	14
7	Cleanthony Early	19	19	612	105	207	0.507	22	62	0.355	32	40	0.8	36	87	123	48	48	21	35	20	264	13.9
25	Chris Boucher	20	8	444	91	194	0.469	11	49	0.224	42	68	0.618	56	93	149	16	46	9	17	42	235	11.8
40	Kevin Young	4	1	102	21	31	0.677	2	3	0.667	2	5	0.4	13	23	36	11	12	8	8	6	46	11.5
0	Alex Hamilton	31	22	968	132	280	0.471	18	52	0.346	52	75	0.693	29	103	132	164	60	63	76	13	334	10.8
43	James Southerland	35	12	967	138	313	0.441	56	152	0.368	20	27	0.741	28	165	193	52	89	19	32	24	352	10.1
33	CJ Wilcox	12	6	231	41	91	0.451	24	63	0.381	8	9	0.889	2	19	21	9	15	9	11	2	114	9.5
1	Winston Shepard	19	6	449	69	150	0.46	7	21	0.333	35	61	0.574	25	89	114	48	21	22	30	4	180	9.5
22	Michael Gbinije	28	20	767	93	219	0.425	36	118	0.305	25	36	0.694	12	66	78	53	45	24	27	14	247	8.8
0	Quinton Chievous	5	0	97	16	30	0.533	4	12	0.333	5	6	0.833	4	8	12	5	7	5	10	0	41	8.2
9	Avry Holmes	43	10	843	102	234	0.436	44	113	0.389	18	29	0.621	15	67	82	73	43	19	28	1	266	6.2
32	Trevor Thompson	38	2	445	67	128	0.523	4	9	0.444	51	68	0.75	42	112	154	22	90	17	34	24	189	5
1	Raven Lee	5	0	42	4	13	0.308	2	6	0.333	2	2	1	1	2	3	1	3	3	5	0	12	2.4
21	Najeal Young	28	0	258	23	64	0.359	2	11	0.182	13	23	0.565	12	40	52	12	33	8	19	2	61	2.2
WARRIORS		50		12020	2135	4262	0.501	488	1340	0.364	836	1128	0.741	496	1715	2211	1309	1015	413	867	297	5594	111.9
OPPONENTS		50		12020	2013	4454	0.452	598	1603	0.373	917	1196	0.767	599	1549	2148	1245	970	460	775	242	5541	110.8

SINGLE-GAME HIGHS									AVERAGE PER GAME									TEAM INFORMATION	
#	PLAYER	MIN	REB	AST	STL	TO	BLK	PTS	#	PLAYER	MIN	REB	AST	STL	TO	BLK	PTS		
12	Quinn Cook	41	10	13	4	7	1	41	12	Quinn Cook	35.9	4.6	8.1	0.93	3.8	0.28	25.3	Record	23-27
6	Terrence Jones	39	16	11	3	5	6	31	6	Terrence Jones	29.8	7.1	4.6	1.19	3.1	1.31	19.3	Position	3rd Pacific Division
23	Georges Niang	38	13	11	3	7	1	27	23	Georges Niang	33.1	6.7	4.9	1.12	3.2	0.31	18.4	Head Coach	Aaron Miles
4	Jeremy Pargo	44	6	16	3	8	2	23	4	Jeremy Pargo	34.7	2.6	10.3	0.75	3.4	0.25	16.1		Assistant Coach
55	Jabari Brown	40	4	7	2	5	0	40	55	Jabari Brown	27.8	1.9	2.4	0.89	2.7	0	15.8	General Manager	Kent Lacob
3	Damion Lee	44	11	7	4	6	1	30	3	Damion Lee	29.7	5	2.6	1.39	2.3	0.13	15.8		<div>Call-Ups</div> <div>Antionius Cleveland (DAL) Georges Niang (UTA) Damion Lee (ATL) Quinn Cook (GSW)</div> <div>Awards</div> <div>All-NBA G League First Team All-NBA G League Midseason Team</div> <div>Damian Jones All-NBA G League Midseason Team</div> <div>Georges Niang All-NBA G League Midseason Team</div>
15	Damian Jones	40	16	6	3	6	7	29	15	Damian Jones	30.6	8.1	2	0.64	2	2.16	15		
4	Antionius Cleveland	29	6	4	4	2	1	19	4	Antionius Cleveland	25.7	3.8	2.3	1.33	1	0.33	14.2		
2	Jordan Bell	28	6	5	1	2	1	14	2	Jordan Bell	28.2	6	5	1	2	1	14		
40/8	Patrick McCaw	33	9	6	2	2	0	22	40/8	Patrick McCaw	29.2	4.5	3.5	1.5	2	0	14		
7	Cleanthony Early	39	14	5	3	5	5	24	7	Cleanthony Early	32.2	6.5	2.5	1.11	1.8	1.05	13.9		
25	Chris Boucher	38	19	3	2	3	4	25	25	Chris Boucher	22.2	7.5	0.8	0.45	0.9	2.1	11.8		
40	Kevin Young	30	13	4	3	4	3	16	40	Kevin Young	25.5	9	2.8	2	2	1.5	11.5		
0	Alex Hamilton	40	9	11	8	7	3	23	0	Alex Hamilton	31.2	4.3	5.3	2.03	2.5	0.42	10.8		
43	James Southerland	44	11	6	2	2	4	27	43	James Southerland	27.6	5.5	1.5	0.54	0.9	0.69	10.1		
33	CJ Wilcox	27	4	3	2	3	1	17	33	CJ Wilcox	19.2	1.8	0.8	0.75	0.9	0.12	9.5		
1	Winston Shepard	37	12	8	5	4	1	17	1	Winston Shepard	23.6	6	2.5	1.16	1.6	0.21	9.5		
22	Michael Gbinije	40	7	6	4	5	3	21	22	Michael Gbinije	27.4	2.8	1.9	0.86	1	0.5	8.8		
0	Quinton Chievous	32	6	2	2	3	0	18	0	Quinton Chievous	19.4	2.4	1	1	2	0	8.2		
9	Avry Holmes	39	7	6	3	3	1	20	9	Avry Holmes	19.6	1.9	1.7	0.44	0.7	0.02	6.2		
32	Trevor Thompson	24	12	3	2	4	3	21	32	Trevor Thompson	11.7	4.1	0.6	0.45	0.9	0.63	5		
1	Raven Lee	26	3	1	2	3	0	6	1	Raven Lee	8.3	0.6	0.2	0.6	1	0	2.4		
21	Najeal Young	19	7	3	2	3	1	12	21	Najeal Young	9.4	1.9	0.4	0.29	0.7	0.07	2.2		
WARRIORS		250	65	38	14	27	11	141	WARRIORS		240.4	44.2	26.2	8.26	17.3	5.94	111.9		
OPPONENTS		250	60	38	16	26	11	139	OPPONENTS		240.4	43	24.9	9.2	15.5	4.84	110.8		

2018-2019 SANTA CRUZ WARRIORS
FINAL SEASON STATISTICS

#	PLAYER	GP	GS	MIN	FIELD GOALS			3-POINT FG			FREE THROWS			REBOUND			AST	PF	STL	TO	BLK	PTS	AVG
					FG	FGA	PCT	FG	FGA	FG%	FTM	FTA	FT%	OFF	DEF	TOT							
1	Lee	24	24	756	168	355	0.473	49	123	0.398	101	122	0.828	19	124	143	53	49	32	43	1	486	20.3
25	Nunn	49	1	1423	375	792	0.473	84	252	0.333	114	133	0.857	45	140	185	138	94	72	107	16	948	19.3
7	Morris	34	25	999	192	475	0.404	52	177	0.294	79	116	0.681	27	86	113	219	58	22	128	4	515	15.1
32	Derrickson	35	35	953	178	381	0.467	67	159	0.421	58	69	0.841	51	145	196	66	100	23	63	17	481	13.7
10	Evans	21	16	548	94	216	0.435	18	59	0.305	31	40	0.775	10	61	71	53	42	16	43	17	237	11.3
4	Cleveland	42	23	1115	178	388	0.459	40	111	0.36	73	103	0.709	47	165	212	86	103	67	60	31	469	11.2
21	Davis	43	43	1007	199	337	0.591	0	2	0	20	24	0.833	81	240	321	54	143	38	51	57	418	9.7
9	Smialagic	47	4	818	161	325	0.495	19	78	0.244	85	129	0.659	100	88	188	46	109	41	64	44	426	9.1
22	Cherry	46	29	1287	166	437	0.38	24	121	0.198	59	82	0.72	30	142	172	202	113	71	83	14	415	9
24	Palmer	2	1	52	6	18	0.333	3	12	0.25	2	2	1	5	7	12	2	3	2	2	2	17	8.5
13	Gbinije	46	29	1205	122	306	0.399	63	179	0.352	26	38	0.684	26	114	140	78	78	51	35	10	333	7.2
5	Toscano-Anderson	43	16	1048	122	280	0.436	15	43	0.349	49	83	0.59	89	211	300	96	114	54	64	39	308	7.2
40	Young	41	3	645	69	131	0.527	0	6	0	33	55	0.6	89	110	199	53	70	42	47	19	171	4.2
15	J. Cousins	26	1	143	18	36	0.5	2	2	1	14	22	0.636	12	19	31	10	34	10	20	4	52	2
WARRIORS		50	-	12000	2048	4477	0.457	436	1324	0.329	744	1018	0.731	631	1652	2283	1156	1110	541	849	275	5276	105.5
OPPONENTS		50	-	12000	1856	4121	0.45	506	1550	0.326	868	1206	0.72	492	1639	2131	1134	1018	417	985	303	5086	101.7

SINGLE-GAME HIGHS										AVERAGE PER GAME										TEAM INFORMATION	
#	PLAYER	MIN	REB	AST	STL	TO	BLK	PTS		#	PLAYER	MIN	REB	AST	STL	TO	BLK	PTS			
1	Lee	40	11	6	5	6	1	29		1	Lee	31.5	6	2.2	1.33	1.8	0.04	20.3		Record	31-16
25	Nunn	40	9	7	5	6	2	32		25	Nunn	29	3.8	2.8	1.47	2.2	0.33	19.3		Position	1st Pacific Division Lost in Western Conference Finals
7	Morris	41	10	13	2	8	1	26		7	Morris	29.4	3.3	6.4	0.65	3.8	0.12	15.1		Head Coach	Aaron Miles
32	Derrickson	34	13	6	2	5	3	27		32	Derrickson	27.2	5.6	1.9	0.66	1.8	0.49	13.7		Asst. Coaches	Mike Lee, Kris Weems
10	Evans	39	8	6	2	4	4	24		10	Evans	26.1	3.4	2.5	0.76	2	0.81	11.3		General Manager	Kent Lacob
4	Cleveland	41	11	6	6	4	3	26		4	Cleveland	26.5	5	2	1.6	1.4	0.74	11.2		Call-Ups Deyonta Davis	
21	Davis	36	14	4	3	4	4	26		21	Davis	23.4	7.5	1.3	0.88	1.2	1.33	9.7			
9	Smialagic	34	12	3	4	5	4	25		9	Smialagic	17.4	4	1	0.87	1.4	0.94	9.1		Awards	
22	Cherry	39	9	10	5	6	3	24		22	Cherry	28	3.7	4.4	1.54	1.8	0.3	9			
24	Palmer	40	11	1	2	2	2	17		24	Palmer	26.1	6	1	1	1	1	8.5		Alen Smialagic NBA G League Winter Showcase First Team	
13	Gbinije	41	7	6	4	3	2	22		13	Gbinije	26.2	3	1.7	1.11	0.8	0.22	7.2			
5	Toscano-Anderson	39	14	9	4	6	3	16		5	Toscano-Anderson	24.4	7	2.2	1.26	1.5	0.91	7.2			
40	Young	34	15	5	4	4	3	14		40	Young	15.7	4.9	1.3	1.02	1.1	0.46	4.2			
15	J. Cousins	13	5	3	2	4	1	9		15	J. Cousins	5.5	1.2	0.4	0.38	0.8	0.15	2			
WARRIORS		240	63	35	18	30	12	124		WARRIORS		240	45.7	23.1	10.82	17	5.5	105.5			
OPPONENTS		240	58	34	17	29	15	120		OPPONENTS		240	42.6	22.7	8.34	19.7	6.06	101.7			

2024-2025
SEASON SCHEDULE

SANTA CRUZ WARRIORS
& KAISER PERMANENTE
ARENA HISTORY

BASKETBALL OPERATIONS
& FRONT OFFICE STAFF

2024-2025 SANTA CRUZ
WARRIORS ROSTER

2023-2024 SEASON RECAP

SANTA CRUZ WARRIORS
FRANCHISE HISTORY

NBA G LEAGUE
INFORMATION

2019-2020 SANTA CRUZ WARRIORS
FINAL SEASON STATISTICS

2024-2025
SEASON SCHEDULE

SANTA CRUZ WARRIORS
& KAISER PERMANENTE
ARENA HISTORY

BASKETBALL OPERATIONS
& FRONT OFFICE STAFF

2024-2025 SANTA CRUZ
WARRIORS ROSTER

2023-2024 SEASON RECAP

SANTA CRUZ WARRIORS
FRANCHISE HISTORY

NBA G LEAGUE
INFORMATION

#	PLAYER	GP	GS	MIN	FIELD GOALS			3-POINT FG			FREE THROWS			REBOUND			PF	STL	TO	BLK	PTS	AVG	
					FG	FGA	PCT	FG	FGA	FG%	FTM	FTA	FT%	OFF	DEF	TOT							AST
3	Poole	3	3	105	25	54	0.463	11	26	0.423	12	15	0.8	0	18	18	16	9	4	13	0	78	26
4	Simmons	5	5	146	36	71	0.507	5	13	0.385	14	19	0.737	7	17	24	11	20	7	12	2	97	19.4
20	Pargo	39	37	1223	260	580	0.448	66	203	0.325	54	74	0.73	13	143	156	246	65	40	102	4	669	17.2
33	Harrison	39	11	1055	194	449	0.432	82	227	0.361	82	108	0.759	16	134	150	197	126	48	107	20	604	15.5
6	Smallagic	19	17	492	108	211	0.512	28	81	0.246	24	41	0.585	33	82	115	26	69	18	35	18	288	15.2
19	Norvell (SCW)	7	6	212	30	84	0.357	22	61	0.361	3	4	0.75	4	34	38	15	18	4	12	1	87	12.4
19	Norvell (TOT)	36	23	1071	183	461	0.397	108	278	0.388	35	43	0.814	26	141	167	103	77	29	75	8	529	14.7
12	Bowman	12	12	381	70	156	0.449	11	55	0.2	13	18	0.722	17	54	71	66	31	14	25	10	174	14.5
15	Marble	26	20	767	120	252	0.476	32	96	0.333	34	51	0.667	26	107	133	48	53	40	34	6	328	12.6
95	Toscano Anderson	31	12	900	156	316	0.494	26	94	0.277	30	43	0.698	61	219	280	79	88	43	77	15	387	12.5
10	Evans III	2	2	62	9	28	0.321	4	13	0.308	1	1	1	1	12	13	5	5	4	5	2	24	12
21	Davis	42	31	1025	215	310	0.694	0	2	0	33	49	0.673	119	220	339	33	127	43	58	72	484	11.5
19	Cunningham	13	12	330	45	125	0.36	10	57	0.175	21	28	0.75	3	23	26	22	15	14	23	2	137	10.5
25	Moute a Bidas (TOT)	25	8	643	91	177	0.514	16	50	0.32	33	43	0.786	50	59	109	26	57	23	32	21	256	10.2
25	Moute a Bidas (SCW)	16	4	384	59	111	0.532	9	28	0.321	13	19	0.684	27	40	67	12	34	13	18	14	149	9.3
41	Taylor	22	7	480	67	147	0.456	46	107	0.43	19	19	1	16	27	43	12	52	20	12	2	203	9.2
36	Blue	14	7	348	39	101	0.386	19	43	0.442	14	18	0.778	2	32	34	21	30	9	23	0	121	8.6
92	Zeisloft	32	16	728	84	220	0.382	65	178	0.365	17	27	1	4	49	53	28	29	21	11	2	256	8
31	Reese	42	8	814	117	289	0.405	57	170	0.335	4	6	0.667	21	87	108	119	58	29	73	11	298	7.1
00	Jones	9	0	120	24	33	0.727	0	0	-	4	8	0.5	8	33	41	1	13	1	6	2	56	6.2
9	Johnson	23	0	296	51	91	0.571	0	0	-	15	24	0.625	43	65	108	5	52	16	18	19	131	5.7
55	Gardner	11	0	125	18	41	0.439	4	13	0.308	3	4	0.75	2	11	13	33	13	6	17	0	44	4
10	Green	2	0	39	3	8	0.375	2	7	0.286	0	0	-	1	4	5	0	1	0	1	1	8	4
36	Robinson	1	0	10	1	1	1	0	0	-	0	0	-	0	1	1	1	2	0	1	0	2	2
40	Young	3	0	28	1	3	0.333	0	0	-	1	2	0.5	2	5	7	2	1	0	2	0	4	1.3
Warriors		42	-	2016	1733	3681	0.471	499	1474	0.339	411	568	0.724	426	1417	1843	998	911	394	717	203	4629	110.2
Opponents		42	-	2016	1711	3701	0.462	518	1488	0.348	462	608	0.76	458	1465	1923	1068	842	381	717	171	4706	112

SINGLE-GAME HIGHS										AVERAGE PER GAME										TEAM INFORMATION	
#	PLAYER	MIN	REB	AST	STL	TO	BLK	PTS		#	PLAYER	MIN	REB	AST	STL	TO	BLK	PTS			
3	Poole	37	7	8	3	7	0	31		3	Poole	37	6	5.3	1.33	4.3	0	26		Record	21-21
4	Simmons	33	7	8	3	3	1	25		4	Simmons	33	4.8	2.2	1.4	2.4	0.4	19.4		Position	3rd Pacific Division
20	Pango	38	8	14	3	7	1	37		20	Pango	38	4	6.3	1.03	2.6	0.1	17.2		Head Coach	Kris Weems
33	Harrison	39	10	14	4	6	3	30		33	Harrison	39	3.8	5.1	1.12	2.7	0.51	15.5		Assistant Coach	Anthony Vereen, James Andriosevic, Mike Lee
6	Smallagic	33	11	5	3	5	2	29		6	Smallagic	33	6.1	1.4	0.95	1.8	0.95	15.2		General Manager	Ryan Atkinson
19	Norvell	46	12	7	4	6	2	34		19	Norvell	46	5.4	2.1	0.57	1.7	0.14	12.4		Call-Ups Juan Toscano-Anderson (GSW) Ky Bowman (GSW) Jeremy Pargo 10-day (GSW)	
12	Bowman	39	12	10	3	6	3	27		12	Bowman	39	5.9	5.5	1.17	2.1	0.83	14.5			
15	Marble	36	12	5	6	3	1	21		15	Marble	36	5.1	1.8	1.54	1.3	0.23	12.6			
95	Toscano-Anderson	37	17	7	4	6	3	24		95	Toscano-Anderson	37	9	2.5	1.39	2.5	0.48	12.5		Awards Alen Smallagic 2019 NBA G League Winter Showcase First Team	
10	Evans	33	8	4	4	4	2	19		10	Evans	33	6.5	2.5	2	2.5	1	12			
21	Davis	34	18	3	6	6	5	25		21	Davis	34	8.1	0.8	1.02	1.4	1.71	11.5			
19	Cunningham	35	3	5	3	5	1	24		19	Cunningham	35	2	1.7	1.08	1.8	0.15	10.5			
25	Moute a Bidas	39	12	2	3	3	3	24		25	Moute a Bidas	39	4.2	0.8	0.81	1.1	0.88	9.3			
41	Taylor	39	5	2	4	2	1	25		41	Taylor	39	2	0.5	0.91	0.6	0.09	9.2			
26	Blue	31	5	4	2	4	1	16		26	Blue	31	2.4	1.5	0.64	1.6	0	9.2			
92	Zeisloft	38	5	4	3	2	1	20		92	Zeisloft	38	1.7	0.9	0.66	0.3	0.06	8			
31	Reese	42	9	10	3	5	2	34		31	Reese	42	2.6	2.8	0.69	1.7	0.26	7.1			
00	Jones	17	13	1	1	2	1	12		00	Jones	17	4.6	0.1	0.11	0.7	0.22	6.2			
9	Johnson	24	11	1	2	4	3	14		9	Johnson	24	4.7	0.2	0.7	0.8	0.83	5.7			
55	Gardner	24	3	9	2	3	0	12		55	Gardner	24	1.2	3	0.55	1.5	0	4			
10	Green	26	5	0	0	1	1	5		10	Green	26	2.5	0	0	0.5	0.5	4			
36	Robinson	10	1	1	0	1	0	2		36	Robinson	10	1	1	0	1	0	2			
40	Young	14	4	2	0	2	0	2		40	Young	14	2.3	0.7	0	0.7	0	1.3			
Warriors		48	60	37	20	26	10	139		Warriors		48	43.9	23.8	9.38	17.1	4.83	110.2			
Opponents		48	59	37	17	29	8	152		Opponents		48	45.8	25.4	9.07	17.1	4.07	112			

2020-2021 SANTA CRUZ WARRIORS
FINAL SEASON STATISTICS

#	PLAYER	GP	GS	MIN	FIELD GOALS			3-POINT FG			FREE THROWS			REBOUND			AST	PF	STL	TO	BLK	PTS	AVG
					FG	FGA	PCT	FG	FGA	FG%	FTM	FTA	FT%	OFF	DEF	TOT							
3	Poole	11	11	368	79	175	0.451	26	80	0.325	39	42	0.929	8	50	58	40	38	5	49	2	246	22.4
7	Lin	9	8	281	56	111	0.505	20	47	0.426	29	33	0.879	3	26	29	58	18	8	33	4	178	19.8
2	Mannion	9	9	298	62	153	0.405	27	74	0.365	17	22	0.773	6	25	31	62	24	16	34	0	174	19.3
66	Toupane	9	9	286	56	103	0.544	17	44	0.386	17	23	0.739	9	63	72	30	18	15	18	1	161	17.9
43	Wesson	11	5	295	44	83	0.53	14	44	0.318	18	20	0.9	21	88	109	30	26	11	19	10	129	11.7
9	Hannahs	13	9	391	55	120	0.458	24	61	0.393	11	12	0.917	1	30	31	29	23	10	20	2	149	11.5
15	Evans III	4	0	86	17	33	0.515	6	16	0.375	3	3	0.1	4	14	18	9	4	1	2	0	44	11
11	Hinton (SCW)	10	2	230	34	84	0.405	12	37	0.324	14	15	0.933	17	53	70	15	20	12	12	2	106	10.6
98	Hinton (TOT)	12	2	247	38	91	0.418	14	42	0.333	14	15	0.933	19	54	73	15	25	12	13	2	116	9.7
41	Taylor	14	5	351	41	96	0.427	32	74	0.432	5	6	0.833	8	26	34	6	28	11	10	2	121	8.6
31	Reese	14	3	314	44	100	0.44	16	42	0.381	9	13	0.692	4	47	51	63	28	14	30	2	116	8.3
6	Smailagic	10	10	170	31	60	0.517	3	20	0.15	6	9	0.667	11	33	44	15	19	4	20	8	75	7.5
4	Sutton	5	3	113	12	27	0.444	4	17	0.235	4	8	0.5	8	32	40	5	13	5	10	1	35	7
5	Pemberton	10	1	176	24	45	0.533	8	18	0.444	4	7	0.571	8	20	28	10	12	4	4	0	64	6.4
21	Mawugbe	12	0	228	29	35	0.829	0	0	-	3	5	0.6	13	40	53	10	34	4	9	30	64	5.3
8	Brown	3	0	43	5	14	0.357	4	8	0.5	0	0	-	2	4	6	2	3	0	3	1	14	4.7
Warriors		15	-	735	589	1239	0.475	213	582	0.366	179	218	0.821	123	551	674	384	308	120	284	65	1676	111.7
Opponents		15	-	735	578	1333	0.434	159	524	0.303	152	204	0.745	164	479	643	329	314	147	233	39	1577	105.1

SINGLE-GAME HIGHS

#	PLAYER	MIN	REB	AST	STL	TO	BLK	PTS
3	Poole	40	12	6	3	10	1	37
7	Lin	36	6	9	3	7	2	29
2	Mannion	37	5	12	4	8	0	27
66	Toupane	35	15	5	4	5	1	24
43	Wesson	32	15	6	3	5	2	20
9	Hannahs	38	6	5	2	5	1	21
15	Evans III	30	7	3	1	1	0	24
11	Hinton (SCW)	27	13	4	2	3	1	15
98	Hinton (TOT)	27	13	4	2	3	1	15
41	Taylor	35	6	2	4	2	1	23
31	Reese	34	8	11	3	5	2	29
6	Smailagic	24	11	7	2	5	2	19
4	Sutton	28	12	2	3	4	1	11
5	Pemberton	34	8	3	2	2	0	17
21	Mawugbe	34	9	6	2	2	5	12
8	Brown	21	4	1	0	1	1	8
Warriors		53	50	34	12	29	7	129
Opponents		53	51	25	16	23	6	135

AVERAGE PER GAME

#	PLAYER	MIN	REB	AST	STL	TO	BLK	PTS
3	Poole	33.4	5.3	3.6	0.45	4.5	0.18	22.4
7	Lin	31.2	3.2	6.4	0.89	3.7	0.44	19.8
2	Mannion	33.1	3.4	6.9	1.78	3.8	0	19.3
66	Toupane	31.7	8	3.3	1.67	2	0.11	17.9
43	Wesson	26.8	9.9	2.7	1	1.7	0.91	11.7
9	Hannahs	30.1	2.4	2.2	0.77	1.5	0.15	11.5
15	Evans III	21.4	4.5	2.3	0.25	0.5	0	11
11	Hinton (SCW)	23	7	1.5	1.2	1.2	0.2	20.6
98	Hinton (TOT)	20.6	6.1	1.3	1	1.1	0.17	9.7
41	Taylor	25.1	2.4	0.4	0.79	0.7	0.14	8.6
31	Reese	22.4	3.6	4.5	2	2.1	0.14	8.3
6	Smailagic	17	4.4	1.5	0.4	2	0.8	7.5
4	Sutton	22.7	8	1	1	2	0.2	7
5	Pemberton	17.6	2.8	1	0.4	0.4	0	6.4
21	Mawugbe	19	4.4	0.8	0.33	0.8	2.5	5.3
8	Brown	14.3	2	0.7	0	0.7	0.33	4.7
Warriors		49	44.9	25.6	8	18.9	4.33	111.7
Opponents		49	42.9	21.9	9.8	15.5	2.6	105.1

TEAM INFORMATION

Record	11-4
Position	Semi-Finalists
Head Coach	Kris Weems
Asst. Coaches	Anthony Vereen, James Andrisevic
General Manager	Ryan Atkinson
Call-Ups	
Juan Toscano-Anderson (GSW)	
Axel Toupane (MIL)	
Awards	
Jordan Poole	All NBA G League Third Team

2024-2025
SEASON SCHEDULE

SANTA CRUZ WARRIORS
& KAISER PERMANENTE
ARENA HISTORY

BASKETBALL OPERATIONS
& FRONT OFFICE STAFF

2024-2025 SANTA CRUZ
WARRIORS ROSTER

2023-2024 SEASON RECAP

SANTA CRUZ WARRIORS
FRANCHISE HISTORY

NBA G LEAGUE
INFORMATION

2021-2022 SANTA CRUZ WARRIORS
FINAL SEASON STATISTICS

2024-2025
SEASON SCHEDULE

SANTA CRUZ WARRIORS
& KAISER PERMANENTE
ARENA HISTORY

BASKETBALL OPERATIONS
& FRONT OFFICE STAFF

2024-2025 SANTA CRUZ
WARRIORS ROSTER

2023-2024 SEASON RECAP

SANTA CRUZ WARRIORS
FRANCHISE HISTORY

NBA G LEAGUE
INFORMATION

#	PLAYER	GP	GS	MIN	FIELD GOALS			3-POINT FG			FREE THROWS			REBOUND			AST	PF	STL	TO	BLK	PTS	AVG
					FG	FGA	PCT	FG	FGA	FG%	FTM	FTA	FT%	OFF	DEF	TOT							
4	Moody	9	9	291	85	179	0.475	33	88	0.375	27	30	0.9	18	36	54	14	26	16	19	10	247	27.4
12	Weatherspoon	29	24	877	254	504	0.504	31	110	0.282	74	83	0.892	39	36	172	99	90	53	99	20	651	22.4
18	Robinson	22	17	657	156	344	0.435	53	166	0.319	49	60	0.817	10	133	90	85	51	25	45	10	444	20.2
66	Toupane	8	8	272	53	119	0.445	12	41	0.293	17	32	0.531	12	80	62	11	18	13	24	3	152	19
21	Dowtin	12	12	422	74	166	0.446	17	54	0.315	34	39	0.872	11	50	74	70	17	16	28	4	212	17.7
00	Kuminga	7	7	224	43	121	0.355	11	44	0.25	15	20	0.75	5	63	47	24	29	11	29	4	119	17
33	Wiseman	2	2	42	14	25	0.56	0	2	0	3	4	0.75	3	42	15	0	3	0	6	3	33	16.5
2	Chiozza	3	3	111	18	52	0.346	9	32	0.281	3	3	1	5	12	21	35	5	7	15	0	49	16.3
25	Figueroa	46	33	1272	263	566	0.465	66	226	0.292	33	48	0.688	117	16	381	124	117	53	55	23	645	14
5	Pemberton	38	26	911	136	270	0.504	31	99	0.313	80	98	0.816	38	264	130	74	64	19	56	14	440	11.6
6	Bell	10	10	276	42	75	0.56	1	8	0.125	15	20	0.75	25	92	123	40	16	9	29	14	109	10.9
40	McLaughlin	8	3	605	20	61	0.328	6	34	0.176	7	10	0.7	8	98	36	40	21	8	17	4	58	7.3
28	Ledoux	43	15	1098	168	418	0.402	95	256	0.371	22	30	0.733	32	28	142	72	75	30	58	8	464	10.8
55	Smith	31	16	782	104	246	0.423	27	95	0.284	38	49	0.776	34	110	153	199	65	31	80	0	292	9.4
41	Taylor	30	8	733	84	208	0.404	59	158	0.373	15	17	0.882	26	119	69	23	54	12	25	4	250	8.3
20	Mawugbe	29	11	665	75	114	0.417	0	0	-	26	41	0.634	64	43	227	20	103	22	40	56	195	6.7
66	West	8	0	104	15	36	0.416	2	11	0.182	12	15	0.8	10	163	30	1	34	5	3	3	53	6.6
15	Evans III	37	14	910	92	221	0.389	21	86	0.244	18	23	0.783	43	20	169	93	81	28	43	32	235	6.4
10	Hutchinson	6	0	127	14	36	0.333	4	15	0.267	3	5	0.6	2	126	16	6	3	3	13	1	36	6
26	Stansberry	5	0	81	10	30	0.333	5	23	0.217	3	4	0.75	1	14	5	5	5	7	2	0	29	5.8
32	Ferrari	28	12	638	58	174	0.333	31	107	0.29	6	7	0.857	9	4	92	166	45	14	58	1	153	5.5
18	Ross	3	0	40	4	12	0.333	3	8	0.375	2	3	0.667	1	83	3	2	2	2	2	0	14	4.7
10	Dunbar	2	0	7	2	4	0.5	0	2	0	0	0	-	0	2	1	0	1	0	1	0	4	2
10	John	2	0	28	2	10	0.2	2	9	0.222	0	0	-	1	1	2	0	3	0	0	0	6	3
10	McCall	3	0	12	0	1	0	0	0	0	0	0	-	0	1	1	0	0	1	0	0	0	0
32	Tate	2	0	18	0	2	0	0	0	0	0	0	-	0	2	2	2	0	0	1	0	0	0
Warriors		46	-	2248	1822	4102	0.444	536	1736	0.309	510	651	0.783	518	1635	2153	1225	933	389	801	217	4992	108.5
Opponents		46	-	2248	1889	4218	0.448	558	1749	0.319	511	681	0.75	560	1643	2203	1105	912	433	724	232	5145	111.8

SINGLE-GAME HIGHS										AVERAGE PER GAME									
#	PLAYER	MIN	REB	AST	STL	TO	BLK	PTS		#	PLAYER	MIN	REB	AST	STL	TO	BLK	PTS	
4	Moody	40	10	5	5	4	2	37	4	Moody	32.3	6	1.6	1.78	2.1	1.11		27.4	
12	Weatherspoon	38	14	8	4	8	3	36	12	Weatherspoon	30.2	5.9	3.4	1.83	3.4	0.69		22.4	
18	Robinson	39	9	11	5	5	2	36	18	Robinson	29.9	4.1	3.9	1.14	2	0.45		20.2	
66	Toupane	37	12	4	3	4	1	27	66	Toupane	34	7.8	1.4	1.63	3	0.38		19	
21	Dowtin	39	9	11	3	5	2	33	21	Dowtin	35.1	6.2	5.8	1.33	2.3	0.33		17.7	
00	Kuminga	38	11	8	4	6	2	27	00	Kuminga	32	6.7	3.4	1.57	4.1	0.57		17	
33	Wiseman	21	9	0	0	6	3	18	33	Wiseman	20.9	7.5	0	0	3	1.5		16.5	
2	Chiozza	38	9	14	4	6	0	24	2	Chiozza	37	7	11.7	2.33	5	0		16.3	
25	Figueroa	36	17	6	5	4	3	30	25	Figueroa	27.7	8.3	2.7	1.15	1.2	0.5		14	
5	Pemberton	37	8	5	3	6	2	31	5	Pemberton	24	3.4	1.9	0.5	1.5	0.37		11.6	
6	Bell	32	18	9	2	6	4	15	6	Bell	27.6	12.3	4	0.9	2.9	1.4		10.9	
40	McLaughlin	34	8	13	3	4	2	13	40	McLaughlin	28.2	4.5	5	1	2.1	0.5		7.3	
28	Ledoux	40	10	5	3	6	2	26	28	Ledoux	25.5	3.3	1.7	0.7	1.3	0.19		10.8	
55	Smith	41	12	14	3	6	0	24	55	Smith	25.2	4.9	6.4	1	2.6	0		9.4	
41	Taylor	36	6	2	3	2	1	16	41	Taylor	24.4	2.3	0.8	0.4	0.8	0.13		8.3	
20	Mawugbe	41	17	4	2	4	5	17	20	Mawugbe	22.9	7.8	0.7	0.76	1.4	1.93		6.7	
66	West	17	9	1	1	1	1	9	66	West	13	3.8	0.1	0.63	0.4	0.38		6.6	
15	Evans	39	13	6	5	3	3	21	15	Evans	24.6	4.6	2.5	0.76	1.2	0.86		6.4	
10	Hutchinson	25	4	2	2	4	1	16	10	Hutchinson	21.2	2.7	1	0.5	2.2	0.17		6	
26	Stansberry	24	2	1	3	1	0	15	26	Stansberry	16.2	1	1	1.4	0.4	0		5.8	
32	Ferrari	40	8	22	2	5	1	20	32	Ferrari	22.8	3.3	5.9	0.5	2.1	0.04		5.5	
18	Ross	18	2	2	2	1	0	8	18	Ross	13.4	1	0.7	0.67	0.7	0		4.7	
10	Dunbar	5	1	0	0	1	0	4	10	Dunbar	3.6	0.5	0	0	0.5	0		2	
10	John	19	2	0	0	0	0	6	10	John	14.2	1	0	0	0	0		3	
10	McCall	6	1	0	1	0	0	0	10	McCall	4.2	0.3	0	0.33	0	0		0	
32	Tate	11	1	2	0	1	0	0	32	Tate	9	1	1	0	0.5	0		0	
Warriors		58	59	39	21	26	10	132		Warriors	48.9	46.8	26.5	8.46	17.4	4.72		108.5	
Opponets		58	64	39	18	30	12	136		Opponets	48.9	47.9	24	9.41	15.7	5.04		111.8	

TEAM INFORMATION

Record	21-25
Position	Semi-Finalists
Head Coach	Seth Cooper
Assistant Coach	Anthony Vereen, James Andrisevic, Nicholas Kerr
General Manager	David Fatoki

Call-Ups	
Quinndary Weatherspoon (GSW)	
Jordan Bell (CHI)	
Alex Toupane (MIL)	
Juan Toscano-Anderson (GSW)	
Awards	
Jerome Robinson	NBA G League Player of the Week (March 28, 2022)

2022-2023 SANTA CRUZ WARRIORS
FINAL SEASON STATISTICS

#	PLAYER	GP	GS	MIN	FIELD GOALS			3-POINT FG			FREE THROWS			REBOUND			AST	PF	STL	TO	BLK	PTS	AVG
					FG	FGA	PCT	FG	FGA	FG%	FTM	FTA	FT%	OFF	DEF	TOT							
4	Moody	5	5	162	46	104	44.2	16	40	40	9	13	69.2	13	16	29	9	9	6	10	3	122	24.4
25	Quinones	31	31	991	229	509	45	97	274	35.4	77	99	77.8	47	170	217	151	107	27	109	6	676	21.8
2	Rollins	9	0	202	61	119	51.3	10	28	35.7	23	26	88.5	10	18	28	25	17	9	23	3	167	18.6
20	Hannahs	26	21	750	164	336	48.8	80	185	43.2	31	33	93.9	21	45	66	81	34	14	51	0	456	17.5
8	Robinson	24	21	701	125	270	46.3	42	116	36.2	39	42	92.9	29	73	102	116	59	22	54	10	354	14.8
7	Baldwin	11	11	289	59	134	44	31	86	36	6	11	54.5	7	60	67	25	13	7	24	7	160	14.5
40	Lamb	5	2	160	27	66	40.9	6	29	20.7	6	11	54.5	8	29	37	24	7	2	13	11	70	14
18	Moore	11	7	307	52	99	52.5	16	42	38.1	12	14	85.7	10	23	33	37	23	3	14	0	141	12.8
15	Santos	26	8	675	123	247	49.8	39	117	33.3	26	32	81.3	47	110	157	59	79	14	60	15	330	12.7
32	Pemberton	26	12	595	104	201	51.7	29	70	41.4	50	61	82	25	66	91	50	53	14	30	6	325	12.5
21	Schakel (TOT)	33	11	840	122	271	45	69	173	39.9	25	29	86.2	45	95	140	51	66	20	40	2	358	10.8
21	Schakel (SCW)	27	5	713	101	221	45.7	59	145	40.7	21	25	84	42	85	127	42	56	18	35	2	300	11.1
36	Johnson	32	27	824	119	204	58.3	1	1	100	34	66	51.5	169	262	431	57	100	11	45	42	300	9.4
45	Fletcher	5	0	66	14	23	60.9	6	13	46.2	3	5	60	4	9	13	3	5	1	5	1	40	8
61	Spencer	4	0	87	12	34	35.3	1	5	20	3	5	60	4	12	16	19	13	4	10	1	31	7.8
50	Williams	4	4	105	12	32	37.5	2	11	18.2	2	3	66.7	12	33	45	15	12	0	17	2	30	7.5
31	McLaughlin	18	6	355	44	111	39.6	16	48	33.3	16	20	80	14	37	51	47	34	5	29	6	131	7.3
28	Lee	12	0	212	23	72	31.9	14	48	29.2	3	5	60	19	33	52	20	12	9	7	3	66	5.5
28	Saunders	7	0	154	14	30	46.7	0	2	0	6	8	75	6	24	30	18	14	9	5	0	38	5.4
41	Ndugba	10	0	134	19	37	51.4	3	13	23.1	7	9	77.8	6	12	18	12	15	8	9	0	52	5.2
33	Tanke	3	0	40	5	10	50	2	3	66.7	1	2	50	4	4	8	4	8	3	5	3	14	4.7
50	Onu (TOT)	15	0	180	14	30	46.7	8	17	47.1	4	9	44.4	7	19	26	5	12	5	5	15	42	2.8
50	Onu (SCW)	13	0	172	13	28	46.4	7	16	43.8	4	9	44.4	7	19	26	4	11	5	4	14	39	3
99	Hess	1	0	14	0	5	0	0	5	0	0	0	---	0	5	5	2	1	0	0	0	0	0
Warriors		32	32	1546	1366	2892	47.2	477	1297	36.8	379	499	76	504	1145	1649	820	682	191	589	135	3842	120.1
Opponent		32	32	1546	1385	3019	45.9	434	1251	34.7	356	497	71.6	437	933	1370	847	683	284	404	157	3783	118.2

SINGLE-GAME HIGHS								
#	PLAYER	MIN	REB	AST	STL	TO	BLK	PTS
4	Moody	36	7	4	2	4	2	27
25	Quinones	44	12	13	4	8	2	46
2	Rollins	26	5	5	4	3	1	23
20	Hannahs	38	6	7	2	5	0	33
8	Robinson	34	8	8	4	6	3	25
7	Baldwin	33	11	4	2	4	2	23
40	Lamb	35	10	8	2	5	4	23
18	Moore	36	6	7	1	4	0	21
15	Santos	38	11	6	4	5	2	31
32	Pemberton	36	7	5	3	3	2	22
21	Schakel (TOT)	36	8	4	2	4	1	22
21	Schakel (SCW)	36	8	4	2	4	1	22
36	Johnson	36	22	5	2	4	4	23
45	Fletcher	23	4	2	1	2	1	12
61	Spencer	27	6	7	2	6	1	13
50	Williams	27	13	5	0	5	1	11
31	McLaughlin	35	8	7	2	4	1	18
28	Lee	23	9	4	3	2	1	12
28	Saunders	35	8	7	3	4	0	8
41	Ndugba	27	4	4	3	3	0	10
33	Tanke	16	4	2	2	2	1	7
50	Onu (TOT)	21	5	1	1	1	3	11
50	Onu (SCW)	21	5	1	1	1	3	11
99	Hess	14	5	2	0	0	0	0
Warriors		53	66	42	10	25	10	135
Opponents		53	57	37	15	19	12	152

AVERAGE PER GAME								
#	PLAYER	MIN	REB	AST	STL	TO	BLK	PTS
4	Moody	32.3	5.8	1.8	1.2	2	0.6	24.4
25	Quinones	32	7	4.9	0.87	3.5	0.19	21.8
2	Rollins	22.4	3.1	2.8	1	2.6	0.33	18.6
20	Hannahs	28.8	2.5	3.1	0.54	2	0	17.5
8	Robinson	29.2	4.3	5.0	0.92	2.3	0.42	14.8
7	Baldwin	26.3	6.1	2.1	0.64	2.2	0.64	14.5
40	Lamb	32	7.4	4.8	0.4	2.6	2.2	14
18	Moore	27.9	3	3.4	0.27	1.3	0	12.8
15	Santos	26	6	2.3	0.54	2.3	0.58	12.7
32	Pemberton	22.9	3.5	2.0	0.61	1.2	0.23	12.5
21	Schakel (TOT)	25.5	4.2	1.5	0.67	1.2	0.06	10.8
21	Schakel (SCW)	26.4	4.7	1.6	0.34	1.3	0.07	11.1
36	Johnson	25.7	13.5	1.8	0.2	1.4	1.31	9.4
45	Fletcher	13.2	2.6	0.6	1	1	0.2	8
61	Spencer	21.7	4	4.8	0	2.5	0.25	7.8
50	Williams	26.3	11.3	3.8	0.28	4.3	0.5	7.5
31	McLaughlin	19.7	2.8	2.7	0.75	1.6	0.33	7.3
28	Lee	17.6	4.3	1.7	1.29	0.6	0.25	5.5
28	Saunders	22	4.3	2.6	0.8	0.7	0	5.4
41	Ndugba	13.4	1.8	1.2	0.8	0.9	0	5.2
33	Tanke	13.5	2.7	1.3	1	1.7	1	4.7
50	Onu (TOT)	12	1.7	0.3	0.33	0.3	1	2.8
50	Onu (SCW)	13.3	2	0.3	0.38	0.3	1.08	3
99	Hess	14.4	5	0	0	0	0	0
Warriors		48.3	51.5	25.8	6.00	18.4	4.25	120.1
Opponents		48.3	42.8	26.6	8.91	12.7	4.91	118.2

TEAM INFORMATION	
Record	26-24
Position	Semi-Finalists
Head Coach	Seth Cooper
Asst. Coaches	Nicholas Kenn, Noel Hightower
General Manager	David Fatoki
Call-Ups Lester Quinones (GSW)	
Awards Lester Quinones NBA G League Most Improved Player All-NBA G League All-Rookie Team	

2024-2025
SEASON SCHEDULE

SANTA CRUZ WARRIORS
& KAISER PERMANENTE
ARENA HISTORY

BASKETBALL OPERATIONS
& FRONT OFFICE STAFF

2024-2025 SANTA CRUZ
WARRIORS ROSTER

2023-2024 SEASON RECAP

SANTA CRUZ WARRIORS
FRANCHISE HISTORY

NBA G LEAGUE
INFORMATION



2024-2025
SEASON SCHEDULE

SANTA CRUZ WARRIORS
& KAISER PERMANENTE
ARENA HISTORY

BASKETBALL OPERATIONS
& FRONT OFFICE STAFF

2024-2025 SANTA CRUZ
WARRIORS ROSTER

2023-2024 SEASON RECAP

SANTA CRUZ WARRIORS
FRANCHISE HISTORY

NBA G LEAGUE
INFORMATION

NBA G LEAGUE INFORMATION

NBA G LEAGUE PODS AND CONFERENCES

TIP-OFF TOURNAMENT PODS

EAST
Capital City Go-Go
College Park Skyhawks
Delaware Blue Coats
Long Island Nets
Maine Celtics
Raptors 905
Westchester Knicks
Greensboro Swarm

CENTRAL
Cleveland Charge
Grand Rapids Gold
Indiana Mad Ants
Iowa Wolves
Motor City Cruise
Sioux Falls Skyforce
Windy City Bulls
Wisconsin Herd

SOUTH
Austin Spurs
Birmingham Squadron
Memphis Hustle
Mexico City Capitanes
Oklahoma City Blue
Osceola Magic
Rio Grande Valley Vipers
Texas Legends

WEST
Rip City Remix
Salt Lake City Stars
San Diego Clippers
Santa Cruz Warriors
South Bay Lakers
Stockton Kings
Valley Suns

REGULAR SEASON CONFERENCES

EASTERN CONFERENCE
Birmingham Squadron
Capital City Go-Go
College Park Skyhawks
Cleveland Charge
Delaware Blue Coats
Indiana Mad Ants
Grand Rapids Gold
Greensboro Swarm
Long Island Nets
Maine Celtics
Motor City Cruise
Osceola Magic
Raptors 905
Westchester Kincks
Windy City Bulls
Wisconsin Herd

WESTERN CONFERENCE
Austin Spurs
Iowa Wolves
Memphis Hustle
Mexico City Capitanes
Oklahoma City Blue
Rio Grand Valley Vipers
Rip City Remix
Salt Lake City Stars
San Diego Clippers
Santa Cruz Warriors
Sioux Falls Skyforce
South Bay Lakers
Stockton kings
Texas Legends
Valley Suns



2024-2025
SEASON SCHEDULE

SANTA CRUZ WARRIORS
& KAISER PERMANENTE
ARENA HISTORY

BASKETBALL OPERATIONS
& FRONT OFFICE STAFF

2024-2025 SANTA CRUZ
WARRIORS ROSTER

2023-2024 SEASON RECAP

SANTA CRUZ WARRIORS
FRANCHISE HISTORY

NBA G LEAGUE
INFORMATION

NBA G LEAGUE DIRECTORY

**Austin Spurs**

1717 Scottsdale Drive, Suite 155, Cedar Park, TX 78641
 Arena: H-E-B Center at Cedar Park
 Tel: (512) 236-8333
 PR Contact: Loren Leali'ie'e (LLealilee@spurs.com)
 NBA Affiliation: San Antonio Spurs

**Grand Rapids Gold**

62 Commerce Ave SW, Suite 201, Grand Rapids, MI 49503
 Arena: DeltaPlex Arena
 Tel: (616) 350-4881
 PR Contact: Brittney Whitefield (bwhitefield@nbagranderapids.com)
 NBA Affiliation: Denver Nuggets

**Birmingham Squadron**

950 22nd St. N, Suite 925, Birmingham, AL 35203
 Arena: Legacy Arena
 Tel: (205) 719-0850
 PR Contact: Dawson Boyd (Dawson.Boyd@pelicans.com)
 NBA Affiliation: New Orleans Pelicans

**Greensboro Swarm**

2411 B West Gate City Boulevard Greensboro, NC 27403
 Arena: Fieldhouse at the Greensboro Coliseum Complex
 Tel: (336) 907-3600
 PR Contact: Haley Winstead (hwinstead@hornets.com)
 NBA Affiliation: Charlotte Hornets

**Capital City Go-Go**

1100 Oak Drive SE Washington, DC 20032
 Arena: Ent. & Sports Arena in Congress Hts.
 Tel: (202) 318-5278
 PR Contact: Matt Quinn (mquinn@monumentalsports.com)
 NBA Affiliation: Washington Wizards

**Indiana Mad Ants**

921 East Dupont Road Suite 228, Fort Wayne, Indiana 46825
 Arena: Allen County War Memorial Coliseum
 Tel: (260) 702-9551
 PR Contact: Tim Bawmann (TBawmann@IndianaMadAnts.com)
 NBA Affiliation: Indiana Pacers

**Cleveland Charge**

1 Center Ct. Cleveland, OH, 44115
 Arena: Cleveland State University Wolstein Center
 Tel: (216) 420-2730
 PR Contact: Sean Wyatt (SWyatt@cavs.com)
 NBA Affiliation: Cleveland Cavaliers

**Iowa Wolves**

730 3rd St. Des Moines, IA 50309
 Arena: Wells Fargo Arena
 Tel: (515) 564-8555
 PR Contact: John Meyer (john.meyer@iawolves.com)
 NBA Affiliation: Minnesota Timberwolves

**College Park Skyhawks**

101 Marietta St. NW Suite 1100 Atlanta, GA 30303
 Arena: Gateway Center Arena at College Park
 Tel: (404) 878-3800
 PR Contact: Jay Winters (john.winters@hawks.com)
 NBA Affiliation: Atlanta Hawks

**Long Island Nets**

1255 Hempstead Turnpike, Uniondale, New York 11553
 Arena: Nassau Coliseum
 Tel: (516) 548-8157
 PR Contact: Patricia Douglas (pdouglas@bseglobal.net)
 NBA Affiliation: Brooklyn Nets

**Delaware Blue Coats**

401 Garasches Lane, Wilmington, DE 19801
 Arena: Chase Fieldhouse
 Tel: (302) 351-5383
 PR Contact: Alex Yoh (alex.yoh@76ers.com)
 NBA Affiliation: Philadelphia 76ers

**Maine Celtics**

550 Forest Avenue Portland, ME 04012
 Arena: Portland Exposition Building
 Tel: (207) 210-6655 ex. 210
 PR Contact: Evans Boston (EBoston@maineceltics.com)
 NBA Affiliation: Boston Celtics

2024-2025
SEASON SCHEDULESANTA CRUZ WARRIORS
& KAISER PERMANENTE
ARENA HISTORYBASKETBALL OPERATIONS
& FRONT OFFICE STAFF2024-2025 SANTA CRUZ
WARRIORS ROSTER

2023-2024 SEASON RECAP

SANTA CRUZ WARRIORS
FRANCHISE HISTORYNBA G LEAGUE
INFORMATION

Memphis Hustle

191 Beale Street Memphis, TN 38103
 Arena: Landers Center
 Tel: (901) 205-1234
 PR Contact: Brandon Abraham (BAbraham@grizzlies.com)
 NBA Affiliation: Memphis Grizzlies



Santa Cruz Warriors

903 Pacific Avenue, Suite 101 Santa Cruz, CA 95060
 Arena: Kaiser Permanente Arena
 Tel: (831) 713-4400
 PR Contact: Andrew Winfield (awinfield@warriors.com)
 NBA Affiliation: Golden State Warriors



Mexico City Capitanes

Paseo del Pedregal 610. Jardines del Pedregal, Alvaro Obregon 01900 CDMX Mexico
 Arena: Gimnasio Juan de la Barrera Arena
 Tel: +52 55 65414 6100
 PR Contact: Adriana Barrón (abarron@capitanes.mx)
 NBA Affiliation: None



Sioux Falls Skyforce

2131 South Minnesota Avenue Sioux Falls, SD 57105
 Arena: Sanford Pentagon
 Tel: (605) 332-0605
 PR Contact: Nick Robinson (nick@skyforceonline.com)
 NBA Affiliation: Miami Heat



Motor City Cruise

6201 Amsterdam St. Detroit, MI 48202
 Arena: Wayne State Arena
 Tel: (313) 747-8667
 PR Contact: Brody Hickie (bhickie@pistons.com)
 NBA Affiliation: Detroit Pistons



South Bay Lakers

2275 East Mariposa Avenue El Segundo, CA 90245
 Arena: UCLA Health Training Center
 Tel: (310) 426-6000
 PR Contact: Julia Fung (jfung@sb-lakers.com)
 NBA Affiliation: Los Angeles Lakers



Oklahoma City Blue

208 Thunder Drive Oklahoma City, OK 73102
 Arena: Paycom Center
 Tel: (405) 208-4800
 PR Contact: Cole Terlip (cterlip@okcthunder.com)
 NBA Affiliation: Oklahoma City Thunder



Stockton Kings

400 East Main, Suite 760 Stockton, CA 95202
 Arena: Stockton Arena
 Tel: (888) 564-7209
 PR Contact: Paige Jefferson (pjefferson@stocktonkings.com)
 NBA Affiliation: Sacramento Kings



Osceola Magic

701 W Lime Street Lakeland, FL 33815
 Arena: RP Funding Center
 Tel: (863) 825-3258
 PR Contact: Hans Steinbrenner (HSteinbrenner@osceloamagic.com)
 NBA Affiliation: Orlando Magic



Texas Legends

2601 Avenue of the Stars, Suite 300 Frisco, TX 75034
 Arena: Comerica Center
 Tel: (214) 469-0822
 PR Contact: Mylles Royals (mroyals@texlegends.com)
 NBA Affiliation: Dallas Mavericks



Raptors 905

5600 Rose Cherry Place Mississauga, ON L4Z4B6
 Arena: Paramount Fine Foods Centre
 Tel: (416) 815-5600
 PR Contact: Safia Hersi (shersi@raptors905.com)
 NBA Affiliation: Toronto Raptors



Valley Suns

411 S Packard Drive, Tempe, AZ 85287
 Arena: Mullet Arena
 Tel: (602) 379-8000
 PR Contact: Kaila Lewis (klewis@thevalleysuns.com)
 NBA Affiliation: Phoenix Suns



Rio Grande Valley Vipers

4900 South I-69 Edinburg, TX 78539
 Arena: Bert Ogden Arena
 Tel: (956) 369-8959
 PR Contact: Juanita Maldonado (juanita@rgvipers.com)
 NBA Affiliation: Houston Rockets



Westchester Knicks

198 Central Ave, White Plains, NY 10606
 Arena: Westchester County Center
 Tel: (914) 559-6888
 PR Contact: Joshua Delorme (Joshua.Delorme@msgsports.com)
 NBA Affiliation: New York Knicks



Rip City Remix

1 N Center Cr St. Suite 200 Portland, OR 97227
 Arena: Chiles Center
 Tel: (503) 235-8771
 PR Contact: Kat Kay (kat.kay@ripcity.com)
 NBA Affiliation: Portland Trail Blazers



Windy City Bulls

5333 Prairie Stone Parkway Hoffman Estates, IL 60192
 Arena: NOW Arena
 Tel: (847) 396-7070
 PR Contact: Austen Thomas (Athomas@bulls.com)
 NBA Affiliation: Chicago Bulls



Salt Lake City Stars

1420 S 500 W, Salt Lake City, UT 84115
 Arena: Lifetime Activities Center- Bruin Arena
 Tel: (801) 325-7827
 PR Contact: Megan Zipfel (megan.zipfel@utahjazz.com)
 NBA Affiliation: Utah Jazz



Wisconsin Herd

549 High Avenue Oshkosh, WI 54901
 Arena: Oshkosh Arena
 Tel: (920) 233-4374
 PR Contact: Jamie Winsted (Jamie.Winsted@winconsinherd.com)
 NBA Affiliation: Milwaukee Bucks



San Diego Clippers

3475 Hero Drive, Oceanside, CA 92056
 Arena: Frontwave Arena
 Tel: (909) 406-9090
 PR Contact: Quinn Corrigan (Qcorrigan@clippers.com)
 NBA Affiliation: Los Angeles Clippers



NBA G League

Olympic Tower
 645 5th Avenue
 New York, NY 10022
 (212) 407-8000 / www.gleague.nba.com
 PR Contacts: Devon Garden (dgarden@nba.com) & Joanna Shapiro (jshapiro@nba.com)

NBA G LEAGUE KEY DATES

2024

June 13	NBA G League Expansion Draft - Valley Suns
June 26	NBA Draft 2024 (First Round)
June 27	NBA Draft 2024 (Second Round)
July 10	NBA G League International Draft (1 p.m. ET)
July 12-22	NBA 2K Vegas Summer League (Las Vegas)
Aug 31 - Oct 6	NBA G League Local Player Tryouts
October 21	Roster set for NBA Opening Day (5 p.m. ET)
October 22	Start of the 2024-25 NBA Regular Season
October 26	2024-25 NBA G League Draft (1 p.m. ET)
Oct 28 - Nov 7	NBA G League Training Camps
November 7	Rosters set for NBA G League Opening Day (5 p.m. ET)
November 8	NBA G League Tip-Off Tournament begins
December 19-22	2024 NBA G League Winter Showcase (Orlando, FL)
December 27	NBA G League 34-game Regular Season begins

2025

January 5	NBA 10-Day Contracts may now be signed
January 10	All NBA contracts are guaranteed for the remainder of the season
February 14-16	NBA All-Star 2025 (San Francisco, CA)
April 1	NBA G League Playoffs present by Google Pixel begin
April	NBA G League Finals presented by YouTube TV
April 13	NBA Regular Season ends
April 15-18	NBA Play-In Tournament
April 19	NBA Playoffs 2025 begin
June 5	NBA Finals 2025 begin

2024-2025
SEASON SCHEDULE

SANTA CRUZ WARRIORS
& KAISER PERMANENTE
ARENA HISTORY

BASKETBALL OPERATIONS
& FRONT OFFICE STAFF

2024-2025 SANTA CRUZ
WARRIORS ROSTER

2023-2024 SEASON RECAP

SANTA CRUZ WARRIORS
FRANCHISE HISTORY

NBA G LEAGUE
INFORMATION